GRUNDIG SERVICE MANUAL

TV

Service Manual

Sach-Nr./Part No. 72010-017.50

Zusätzlich erforderliche Unterlagen für den Komplettservice:

Additionally required Service Manuals for the Complete Service:

Service Manual

Sicherheit Safety

Sach-Nr./Part No. 72010-800.00

D Btx * 32700 #

GRUNDIG PASSION

CUC 6450

TV-MAX E 55-700 TOP/LOG (9.21381-01 / G.CB 3575)
TV-MAX E 55-700/9 TOP/LOG (9.21381-02 / G.CB 4575)

TP 720



MEGALOGIC

Allgemeiner Teil

Meßgeräte / Meßmittel

Regeltrenntrafo
Farbgenerator
DC-Voltmeter
NF-Generator
Meß-/Wobbelsender
Oszilloskop
NF-Voltmeter
Frequenzzähler

Beachten Sie bitte das Grundig Meßtechnik-Programm, das Sie unter folgender Adresse erhalten:

Grundig electronics GmbH
Würzburger Str. 150
D-90766 Fürth/Bay.
Tel.0911/703-0
Telefax 0911/703-4479

General Part

Test Equipment / Aids

Variable isolating transformer
Colour Generator
DC Voltmeter
AF Generator
Test/Sweep Generator
Oscilloscope
AF Voltmeter
Frequency counter

Please note the Grundig Catalog "Test and Measuring Equipment" obtainable from:

Grundig electronics GmbH
Würzburger Str. 150
D-90766 Fürth/Bay.
Tel.0911/703-0
Telefax 0911/703-4479

Modulübersicht

Module List

	E 55-700/9 TOP/LOG	E 55-700 TOP/LOG
Chassis	29701-095.02	29701-095.01
Tuner	29504-201.21	29504-201.21
ZF-Verstärker IF Amplifier	29504-162.56 29504-162.57	29504-102.56
NF-Baustein AF Module	29504-104.67	29504-104.67
Farb-Decoder Sync.-Baustein Colour Decoder Sync. Module	29504-165.67	29504-105.67
Bildrohrplatte CRT Panel	29305-122.03	29305-122.03
Bedieneinheit Control Unit	29501-082.01	29501-082.01
Cinchbuchsenplatte Cinch Socket Board	29305-008.30	29305-008.30
Abstimm- / Text -Baustein Tuning Text Modul	29504-103.80	29504-103.80
Fernbedienung TP 720 Remote Control TP 720	29642-059.06	29642-059.06
SAT-Baustein (nachrüstbar) SAT Module (retrofittable)	29504-106.22	29504-106.22

Technische Daten / Technical Data

	TV-MAX E 55-700 TOP/LOG	TV-MAX E 55-700/9 TOP/LOG
Bildröhre / Picture Tube		
Sichtbares Bild Visible picture	51cm	51cm
Bildschirmdiagonale Screen diagonale	55cm (21") Black Matrix	55cm (21") Black Matrix
Ablenkwinkel Deflection angle	90°	90°
Bildwechselfrequenz Vertical frequency	50Hz	50Hz
Elektronik / Electronic		
Programmspeicherplätze Programme positions	99 + 3 AV	99 + 3 AV
AV-Auswertung AV evaluation	auf jeden Programmplatz programmierbar / programmable for every program position	
Tuner	Kabeltuner-Raster 8MHz für Hyperband / cable tuner - 8MHz spacing for hyperband	
TV-Normen TV standards	PAL/NTSC 4.43MHz/B/G	Multinorm
Musikleistung Music power	100W	100W
Anschlüsse Front / Connections Front		
Kopfhörer Headphones	Stereo 6,3mm Buchse, Lautstärke regelbar, individuelle Tonkanalwahl bei 2-Ton-Empfang / Stereo 6.3mm socket, adjustable volume, individual channel selection with dual-sound broadcasts	
NF Stereo Ausgangs-Buchsen AF stereo output-sockets	2 x Cinch	2 x Cinch
Video IN (Stereo)	bei AV 3 Position in AV 3 position	bei AV 3 Position in AV 3 position
Anschlüsse Rückwand / Connections Rear Panel		
Euro AV (schwarz, black)	voll belegt mit RGB-Eingang fully wired with RGB-input	voll belegt mit RGB-Eingang fully wired with RGB-input
Euro AV (orange)	S-Video Megalogic	S-Video Megalogic
Netzteil / Mains Stage		
Netzspannung (Regelbereich) Mains voltage (variable)	165...265V	165...265V
Netzfrequenz Mains frequency	50 / 60Hz	50 / 60Hz
Leistungsaufnahme Power consumption	ca. 75W	ca. 75W
Standby	ca. 10W	ca. 10W

(D) Schaltplansymbole (GB) Circuit Diagram Symbols (F) Symboles schéma (I) Simboli sullo schema (E) Simbolos en los esquemas

▷▷+ Feinabst. + / Fine tuning + / Réglage fine + / Sint. fine + / Sint. fina +

-◁◁ Feinabst. - / Fine tuning - / Réglage fine - / Sint. fine - / Sint. fina -

Lautstärke / Volume / Volume / Volume sonore / Volumen

REF. Referenz Lautstärke / Volume ref. volt. / Tens. de réf. vol. sonore / Tens di rif. volume / Tens. ref. volumen

Balance / Balance / Balance /Balanciam. / Balance

Suchlauf / Self seek / Recherche autom. / Sint. autom. / Sintonia automatica

Farbton / Tint / Teinte / Tinta / Tinte

Helligkeit / Brightness / Luminosité / Luminosita / Brillo

Kontrast / Contrast / Contraste / Contrasto / Contraste

Farbkontrast / Colour contrast / Contraste des coleurs / Contrasto colore / Contraste de color

Schutzschaltung / Protection circuit / Circuit de sécurité / Circuito di protezione / Circuito de protección

ABK (Burst Key): Burstaustastimpuls / Burst blanking pulse / Impulsion de suppress. de burst / Imp. di soppress. del burst / Imp. supresion burst

AUDIO Ton-Signal / Audio signal / Signal audio / segnale audio / Señal audio

AUDIO-L Ton-Signal links / Audio signal left / Signal audio gauche / Segnale audio sinistra / Señal audio izquierda

AUDIO-R Ton-Signal rechts / Audio signal right / Signal audio droit / Segnale audio destra / Señal audio derecha

AUDIO MAC Tonsignal D2 Mac / Audio signal D2MAC / Signal audio D2MAC / Segnale audio D2MAC / Señal de sonido D2MAC /

AUDIO L-MAC Tonsignal links D2 Mac / Audio signal left D2MAC / Signal audio gauche D2MAC / Segnale audio sinistro D2MAC / Señal de sonido izquirdo D2MAC /

AUDIO R-MAC Tonsignal rechts D2 MAC / Audio signal right D2MAC / Signal audio droit D2MAC / Segnale audio destro D2MAC / Señal de sonido derecho D2MAC /

AUDIO TV Audio-Signal FS Gerät / Audio signal TV set / Signal audio téléviseur / Segnale audio TV / Señal audio TV

AUDIO VCR Tonsignal VCR Gerät / Audio signal VCR unit / Signal audio magnetoscope / Segnale audio VCR / Señal audio VCR

B Blau-Signal / Blue signal / Signal bleu / Segnale blu / Señal azul

BB Rechner Stop I²C Bus frei / Computer Stop I²C Bus is free / Microprocesseur stop I²C Bus disponible / Calcol. stop I²C Bus libero / Stop micropr. disponible

BB Basisband / Baseband / Bande de base / Banda base / Banda base

B EXT Blau-Signal extern / Signal blue external /Signal bleu externe / Segnale blu esterno / Señal azul externa

B PIP Blau-Signal PIP / PIP Blue signal / Signal bleu PIP / Segnale blu PIP / Señal azul PIP

B/50 Blau - Signal - 50Hz vert.,15625Hz hor. / Blue signal - 50Hz vert., 15625Hz hor. / Signal bleu - 50Hz vert., 15625Hz hor. / Segnale bleu - 50Hz vert., 15625Hz hor. / Señal azul - 50Hz vert., 15625Hz hor.

B/100 Blau-Signal -100Hz vert., 31250Hz hor. / Blue signal -100Hz vert., 31250Hz hor. / Signal bleu -100Hz vert., 31250Hz hor. / Segnale blu -100Hz vert., 31250Hz hor. / Señal azul -100Hz vert., 31250Hz hor.

B-Y/50 B-Y -Signal - 50Hz vert., 15625Hz hor. / B-Y -Signal - 50Hz vert., 15625Hz hor. / Signal B-Y - 50Hz vert., 15625Hz hor. / Segnale B-Y - 50Hz vert., 15625Hz hor. / Señal B-Y - 50Hz vert., 15625Hz hor.

B-Y/100 B-Y -Signal - 100Hz vert., 31250Hz hor. / B-Y -Signal - 100Hz vert., 31250Hz hor. / Signal B-Y - 100Hz vert., 31250Hz hor. / Segnale B-Y - 100Hz vert., 31250Hz hor. / Señal B-Y - 100Hz vert., 31250Hz hor.

C Kanalwahl / Channel selection / Sélection de canaux / Selez. canale / Seleccion canal

CENTER Mitttelpunkt-Lautsprecher / Center loudspeaker / Haut-parleur de centre / Alto parlante punto centrale / Altavoz del centro

CHIP AD Chip Adresse / Chip adress / Chip direction / Indiri. del chip / Direccion chip

CINCH AUDIO L Ton-Signal Cinch links / Audio signal cinch left / Signal audio cinch gauche / Segnale audio cinch sinistra / Señal audio cinch izquierda

CINCH AUDIO R Ton-Signal Cinch rechts / Audio signal cinch right / Signal audio cinch droit / Segnale audio cinch destra / Señal audio cinch derecha

CHROMA S-VHS Chroma S-VHS-Signal / Chroma S-VHS-Signal / Signal dégree de S-VHS / Croma segnale S-VHS / Señal croma S-VHS

CLK

CL 1 Clock

CL 2

CSY Composite Sync. Imp. für VT / Composite sync pulse for TT / Imp. de sync. vidéo-composite pour TXT / Imp. hor. para Video Comp.

CS/100 Kombiniertes Hor./vert. Sync. Signal 31250Hz/100Hz (Composite Sync.) / Combined hor./vert. sync signal 31250Hz/100Hz (Composite Sync) / Signal synchr. hor./vert. combiné 31250Hz/100Hz (Synchr. composité) / Segnale sincr. orizz./vert. 31250Hz/100Hz (Sincr. Composito) / Señal combinada sincr. hor./vert. 31250/100Hz (Sincr. compuesto)

DATA Daten / Data / Données / Dati / Datos

DL Verzögerungsleitung / Delay line / Ligne à retard / Linea di ritardo / Linea de retardo

ENA ZF Freigabe ZF / IF Enable / Validation FI / Consenso FI / Autorizacón FI

ENABLE FT Freigabe FT / Finetuning enable / Autorisation Réglage fin / Abilitaz. Sintonia fine / Habilitacion Sintoinia fina

ENABLE LED Freigabe LED / LED enable / Autorisation LED / Abilitaz. LED / Habilitacion LED

ENABLE TON Freigabe Ton / Sound enable / Autorisation son / Abilitaz. audio / Habilitacion sonido

EURO-AV AUDIO-L Audio-Signal EURO-AV links / Audio signal EURO-AV left / Signal audio EURO-AV gauche / Segnale audio EURO-AV sinistra / Señal audio izquierda EURO-AV

EURO-AV AUDIO-R Audio-Signal EURO-AV rechts / Signal audio EURO-AV right / Signal audio EURO-AV droit / Segnale audio EURO-AV destra / Señal audio derecha EURO-AV

EURO-AV VIDEO Video-Signal EURO-AV / Video signal EURO-AV / Signal video EURO-AV / Segnale video EURO-AV / Señal video EURO-AV

F Farb-Signal / Chroma signal / Signal chroma / Segnale chroma / Señal croma

FBAS FBAS-Signal / CCVS signal / Signal vidéo composite / Segnale video composito / señal video compuesta

FBAS MAC FBAS-D2 MAC / D2MAC CCVS signal / Signal vidéo composite-D2MAC / FBAS-D2MAC / FBAS-D2MAC

FBAS TON Basisband / Baseband / Bande de base / Banda base / Banda base

FBAS TXT FBAS-Videotext / CCVS videotext / Signal vidéo composite-Télétexte / FBAS-Televideo / FBAS-Teletexto

FBAS SYNC. FBAS Sync. Signal / CCVS sync signal / Signal sync. vidéo col. comp. / Segnal sincr. video col. comp. / Señal sincr. video compuesta

FBAS S-VHS FBAS Signal S-VHS / CCVS signal S-VHS / Signal vidéo col. comp. S-VHS / Segnal video col. comp. S-VHS / Señal video compuesta S-VHS

F_H ⚡	Hochspg. / EHT voltage / Haute tens. / Alta tens. / MAT
FRM	Rahmensignal / Frame signal / Signal d'encadrement / Segnale cornice / Señal de marco
FT	Feinabstimmung / Fine tuning / Reglage fin / Sint. fine / Sint. fina
F_U	FU-Signal / FU-signal / Signal FU / Segnale FU / Senal FU
F_V	FV-Signal / FV-signal / Signal FV / Segnale FV / Senal FV
G	Grün-Signal / Green signal / Signal green external / Signal vert / Segnale verde / Señal verde
G PIP	Grün-Signal PIP / Green signal PIP / Signal green PIP/ Signal vert PIP / Segnale verde PIP / Señal verde PIP
GEXT	Grün-Signal extern / Green signal vertical / Signal vert externe / Segnale verde esterno / Señal verde externa
G/50	Grün-Signal - 50Hz vert.,15625Hz hor. / Green signal - 50Hz vert., 15625Hz hor. / Signal vert - 50Hz vert., 15625Hz hor. / Segnale verde - 50Hz vert., 15625Hz hor. / Señal verde -50Hz vert., 15625Hz hor.
G/100	Grün-Signal -100Hz vert., 31250Hz hor. / Green signal -100Hz vert., 31250Hz hor. / Signal vert -100Hz vert., 31250Hz hor. / Segnale verde -100Hz vert., 31250Hz hor. / Señal verde -100Hz vert., 31250Hz hor.
GND - H	Nullpunkt Heizung / Ground filament / Point neutre-Chauffage / Punto zero-Filamento / Punto medio filamento
HA	Horiz. Sync. Impuls / Horiz. Sync pulse / Impulsion synchro. horiz. / Impulso sincro orizzontale / Impulso de sinc. horiz.
HDR	Horiz. Ansteuerimpuls / Horiz. drive pulse / Impulsion de commande horiz. / Impulso comando orizzontale / Impulso de control horiz.
HC	Horiz. Klemmimpuls / Horiz. clamp pulse / Impulsion de serrage horiz. / Impulso comando orizzontale / Impulso de garras horiz.
HFB	Horiz. Rückschlagimpuls / Horiz. flyback / Impulsion de retour horiz. / Impulso rotorno orizzontale / Impulso de retroceso horiz.
HS	Hor. Sync. Implus für VT / Hor. sync pulse for TT / Imp. de sync. hor. pour TXT / Imp. sincr. orizz. per Televideo / Imp. hor. para Video Comp.
I BEAM	Strahlstrom / Current beam / Current rayon / Corrante del irradire / Corriente de haz
ICL	I²C Bus -Clock
IR	Infrarot-Signal / Signal infrared / Signal infra-rouge / Segnale infrarosso / Señal infrarojo.
IM CLOCK	I²C Bus -Clock
IM IDENT	I²C Bus -Kennung / I²C-Bus Identification / Identification I²C-Bus / Ident. I²C-Bus, Identification I²C-Bus
IM RESET	I²C Bus -Reset
IR CLK	Infrarot Clock / Infrared clock / Signal I.R. horloge / Clock segnale R.I. / Clock infrarojos
IR DATA	Infrarot Signal / Infrared signal / Signal I.R. / Segnale infrarosso / Data infrarrojos
IR VIDEO	Infrarot Signal Video / Infrared signal video / Signal I.R. video / Segnale infrarosso video / Data infrarrojos video
KH AUDIO-L	Tonsignal Kopfhörer links / Audio signal headphone left / Signal audio gauche de casque / Segnale audio sinistra cuffia / Señal audio izquierda auriculares
L	Lautstärke / Volume / Volume / Volume sonore / Volumen
LED	Leuchtdiode / Light emitting diode / Diode lumineuse / Diodo luminoso / Diodo luminescente
KH AUDIO-R	Tonsignal Kopfhörer rechts / Audio signal headphone right / Signal audio droit de casque / Segnale audio sinistra cuffia / Señal audio derecha auriculares
M	Speicher Taste / Memory button / Touche mémoire / Tasto di memoria / Puls. memoria
NIC CLK	NICAM Clock / Clock NICAM / Horloge NICAM / Clock NICAM / Clock NICAM
NORM	Norm Taste / TV standard select button / touche de norme / Tasto norma / Puls. de norma
OWA	Ost-West Ansteuerimpuls / East-west drive impuls / Impulsion de commande Est-Ouest / Impulso comando Est-Ovest / Impulso de control Este-Oeste
P	Programm / Program / Programme / Programma /Programa
P/C	Programm-Kanalwahl / Program channel selection / Progr. sélection de canaux / Progr. selez.canale / Progr. selec. canal
PIP	Bild im Bild / Picture in picture / Image dans l'image / PIP / Imagen en la imagen
P1	Progr. Taste / Progr. button / Touche Progr. / Tasto Progr. / Puls. Progr.
R	Rot-Signal / Red signal / Signal rouge / Segnale rosso / Señal roja
REMOTE	Fernbedienung / Remote control / Telecommande / Telecomando / Mando a distancia
R PIP	Rot-Signal PIP / Red signal PIP / Signal rouge PIP / Segnale rosso PIP / Señal roja PIP
REXT	Rot-Signal extern / Signal red external / Signal rouge externe / Segnale rosso esterno / Señal rojo externa
R-Y/50	R-Y -Signal - 50Hz vert., 15625Hz hor. / R-Y -Signal - 50Hz vert., 15625Hz hor. / Signal R-Y - 50Hz vert., 15625Hz hor. / Segnale R-Y - 50Hz vert., 15625Hz hor. / Señal R-Y - 50Hz vert., 15625Hz hor.
R-Y/100	R-Y -Signal - 100Hz vert., 31250Hz hor. / R-Y -Signal - 100Hz vert., 31250Hz hor. / Signal R-Y - 100Hz vert., 31250Hz hor. / Segnale R-Y - 100Hz vert., 31250Hz hor. / Señal R-Y - 100Hz vert., 31250Hz hor.
S	Sonderkanal / Special channel / Canal special / Canale speciale / Canal especial
SB	Strahlstrombegrenzung / Beam current lim. / Lim. cour. de faisceau / Lim. corr. di raggio / Corriente media de haz
SCL	I²C-Bus Clock
SCL 100	Schneller I²C-Bus Clock / I²C-Bus clock high speed / I²C-Bus grande vitesse / I²C-Bus veloce / Clock del I²C-Bus de alta velocida
SDA	I²C-Bus Daten / I²C-Bus data / I²C-Bus données / I²C-Bus dati / I²C-Bus datos
SHIFT VIDEO	Dynamische vert. Versch. 25Hz, aktiv bei Video u. Mix Betrieb / Dynam. vert. shift 25Hz, active on video and mix operation / Decal dynam. de l'image 25Hz, actif sur video et fonction. mixte / Spostam. vert. dinam. 25Hz, attivo con video e. funzionam. misto / Desplaz. dinamico vert. 25Hz, activo con video Y funciones mixtas
SHIFT TEXT	Dynamische vert. Versch. 25Hz, aktiv bei Standbild u. VT / Dyn. vert. shift 25Hz, active on freeze-frame and Teletext / Decal dynam. de l'image 25Hz, actif sur arret immage et Vidéotext (Antiope) / Spostam. vert. dinam. 25Hz, attivo con fermo immag. e Televideo / Desplaz. dinamico vert. 25Hz, activo con imagen parada Y Videotexto
SS	Schutzschaltung / Protection circuit / Cablage protecteur / Pot. de prot. / Circuito de proteccion
SSB	Spitzenstrahlstrombegrenzung / Peak beam current limiting / Lim. de faisceau crete / Lim. corr. catod. di pico / Corrente pico de haz
SSC	Supersandcastle
SSC PIP	Supersandcastle PIP
SSC/100	Supersandcastle 100Hz vert., 31250Hz hor.
SSC/50	Supersandcastle 50Hz vert., 15625Hz hor.
SUR-ROUND	Surround
SYNC	Sync.-Signal / Sync.-Signal / Signal sync / Segnale sync. / Señal de sync.

SYNC. BTX	Sync. BTX / Viewdata Sync / Sync. Télétext / Sincr. Videotel / Sincr. Videotexto
SYNC. VT	Sync. VT / Sync. Teletext / Sync Vidéotexte / Sincr. Televideo / Sincr. Videotexto
SW	Schwarzwert / Black level / Niveau du noir / Livello del nero / Nivel de negro
TE	TEXT-Freigabe / TEXT enable / Autorisation TEXTE / Abilitaz. TELEVIDEO / Habilatation TEXTE
T1	Bei Zweiton, Ton 1 / On two channel sound, sound 1 / Pour double son, son 1 / In bicanale, audio 1 / En dual, sonido 1
T2	Bei Zweiton, Ton 2 / On two channel sound, sound 2 / Pour double son, son 2 / In bicanale, audio 2 / En dual, sonido 2
TT	Tieftöner / Woofer / Haut-parleur pour les frequences basses / Toni bassi / Sonido bajo
U_{FOC}	Fokusspg. / Focussing volt. / Tens. de focalis. / Tens di focalizz. / Tens focalizacion
U_{G1}	Spg. Gitter 1 / Volt. grid 1 / Tens grille G 1 / Tens. griglia 1 / Tens. rejillas G 1
U H	Hochspannung / High voltage / Haute tension / EAT / Alte tension
U_{SG} / U G2	Schirmgitter Spg. / Screen-grid volt. / Tens. de grille - écran / Tens.di griglia schermo / Tens. de rejilla
VA / VB	Vertikaler Ansteuerimpuls / Vert. drive pulse / Impulsion de commande verticale / Impulso di comando verticale / Impulso de control vertical
VCL	VCR - Clock
VDR	Freigabe Anzeigebaustein / Display enable / Autorisation pour module indicateur / Modulo indicazione / Habilitacion modulo indicacion
VG	Vert. Gegenkopplung / Vert. feedback / Contre-reaction verticale / Controreazione vert. / Aliment. neg. vert.
VIDEO	Video Signal / Video signal / Signal vidéo / Segnale video / Señal video
VT DATA	VT Daten / Teletext data / Données Teletexte / Linea dati Televideo / Data Teletexto
VT SCL	Videotext Clock / Teletext clock / Signal horloge Vidéotext / Clock Televideo / Clock Teletexto
VT SDA	I²C Bus: VT Daten / Teletext data / Données Vidéotext / Dati Televideo / Data Teletexto
Y	Y-Signal / Y Signal / Signal Y /Segnale Y / Señal Y
Y/50	Y -Signal - 50Hz vert., 15625Hz hor. / Y -Signal - 50Hz vert., 15625Hz hor. / Signal Y - 50Hz vert., 15625Hz hor. / Segnale Y - 50Hz vert., 15625Hz hor. / Señal Y - 50Hz vert., 15625Hz hor.
Y/100	Y - Signal - 100Hz vert., 31250Hz hor. / Y -Signal - 100Hz vert., 31250Hz hor. / Signal Y - 100Hz vert., 31250Hz hor. / Segnale Y - 100Hz vert., 31250Hz hor. / Señal Y - 100Hz vert., 31250Hz hor
ZF	Zwischenfrequenz / IF / FI / FI / FI
U AFC	Schaltspg. AFC / AFC switching volt. / Tens. de commut. AFC/ Tens. di commut. AFC / Tens. conmut. CAF
U AV	Schaltspg. AV / Switching volt. AV / Tens. de commut. AV / Tens. di commut. AV / Tens. conmut. AV
U BA	Schaltspg. Bildamplitude / Switching voltage vertical amplitude / Tension de coupure amplitude dimage / Tensione di commutaz. ampiezza d'imagine / Tension de conm. amplitude de imagen di commut. PAL / Tens. conmut. PAL
U BTX	Schaltspg. BTX / Switching volt. BTX (Viewdata) / Tens. commut. Télétext / Tens. commut. VIDEOTEL / Tens. conmut. Teletexto
U C-AV	Schaltspg. Camera Wiederg. über C-AV Eingang/ Switching volt. cam. playback via C-AV input / Tens de commut pour lec. de camera par l'entree C-AV / Tens.de commut. in riproduz. cam tramite ingresso C-AV / Tens. de serv. reprod. camera a traves de la entrada C-AV
U CAM AV	Schaltspg. Camera Wiedergabe / Switching volt. camera playback / Tens. commut. reprod. camera / Tens. commut. riproduz. telecam / Tens. conm. reprod. camara
U DATA	Schaltspg. Datenbetr. / Switching volt. data mode / Tens. de commut. fonct. données / Tens. di commut. dati / Tens conmut. datos
U U DATA EXT	Schaltspg. U Data extern / Switching volt Data ext. / Tension de commutation U Data externe / Tens. di commutazione U-Data esterno / Tensión de conmutatón externa U
U DEEM	Schaltspg. Deemphasis / Switching volt. deemphasis / Tens. commut. desaccent. / Tens. commut. deenfasi / Tens. conmut. deenfasis
U DS	Schaltspg. Dolby-Surround / Switching volt. Dolby-Surround / Tens. commut. Dolby-Surround / Tens. commut. di Dolby-Surround / Tens. de conmut. Dolby-Surround
U MAC	Schaltspg. D2MAC / Switching volt. D2MAC / Tension de commutation D2MAC / Tens. di commtazione D2MAC / Tensión de conmutación D2MAC
U EURO-AV	Schaltspg. EURO-AV / Switching volt. EURO-AV / Tens. de commut. EURO-AV / Tens. di commut. EURO-AV / Tens. conmut. EURO-AV
U EU-AV CINCH	Schaltspg. EURO-AV-Cinch-Buchse / Switching volt. EURO-AV-Cinch socket / Tens. commut. prisa Scart - Cinch / Tens. commut. presa Scart -Cinch / Tens. conm. EURO-AV - Cinch
U FBAS	Schaltspannung für Video-Ausgang EURO-AV Buchse / Switch. voltage for video output EURO-AV socket / Tension de commut. pour sortie vidéo EURO-AV / Tension commut. per presa d'uscita video EURO-AV / Tension de conmut. para salida EURO-AV
U HIFI	Schaltspg. HIFI / Switching voltage HIFI / Tens. de commut. HIFI / Tens di commut. HIFI / Tens. conmut. HIFI
U HIFI MUTE	Stummschaltung HiFi / Muting volt. HiFi / Commutation de silence HiFi / Silenzametno HiFi / Muting HiFi
U HUB	Schaltspg. HUB / Switching volt. deviation / Tens. commut. déviation / Tens. commut. deviazione / Tens. conmut. deviacion
U KH MUTE	Stummschaltung Kopfhörer / Muting volt. headphone / Commutation de silence casque / Silenzamento cuffia / Muting auriculares
U KOIN 50/60Hz	Schaltspg. Koinz. / Switching volt. coinc. / Tens de commut. coinc. / Tens di commut. coinc. / Tens. conmut. coinc.
U KOIN VQ	Schaltspg. Koinz. mit Videoquelle verknüpft / Coinc. switching volt. linked with video source / Signal de coincid. combiné avec source video / Tens. di commut. a coinc. combinata con sorg video senal de coincidencia combinada con video
U LED	Schaltspg. LED / Switching volt. LED / Tens de commut. LED / Commut. di commut. LED / Conmut. LED
U Leucht-punkt	Schaltspg. Leuchtpunktunterdrückung / Switching volt. beam spot suppression / Tens. de commut. suppress. du spot lumineux / Tens. soppr. punto luminoso / Tens. de conmut. filtro supresor del punto luz
U LNC OFF	Schaltspg. LNC "Aus" / Switching volt. LNC "OFF" / Tens. de commut. LNC "OFF" / Tensione di commut. "Spento" LNC / Tension LNC "OFF"
U MUTE	Stummschaltung / Muting / Silencieux / Silenziamento /Muting
U NF 1	Schaltspg. NF 1 / Switching volt. AF 1 / Tension commut. BF 1 / Tens. commut BF 1 / Tens. conm. BF 1
U NF 2	Schaltspg. NF 2 / Switching volt. AF 2 / Tension commut. BF 2 / Tens. commut BF 2 / Tens. conm. BF 2
U NIC	Schaltspg. NICAM / Switching volt. NICAM / Tens. de commut. NICAM / Tens. commut. NICAM / Tens. de conmut. NICAM
U NORM	Schaltspg. Norm / Switching volt. Norm / Tens. de commut. standard / Tens. di commut. Norma / Tens. conmut. Norma
U PAL	Schaltspg. PAL / Switching volt. PAL / Tens. de commut. PAL / Tens
U POL.	Schaltspg. Polarität / Switching volt. polarity / Tension commut. polarite / Tens. commut. polarita / Tens. conmut polarizacion
U RESET	Schaltspg. Reset / Switching volt. Reset / Tens. commut. Reset / Tens. commut. Reset / Tens. conmut. Reset
U SCHUTZ	Schaltspg.-Schutzfunktion / Switching volt.-protective func. / Tens de commut.-sécurité / Tens. di commut.-funz di protez. / Tens. conmut.-proteccion

U SEC — Schaltspg. SECAM / Switching volt. SECAM / Tens. de commut. SECAM / Tens. di commut. SECAM / Tens. conm. SECAM

U STAND BY — Schaltspg. Standby / Switching volt. Standby / Tens. commut. Veille / Tens. commut. Standby / Tens. conmut. Standby

U S-VHS — Schaltspg. S-VHS / Switching volt. S-VHS / Tens.de commut. S-VHS / Tens. de commut. S-VHS / Tens. de conmut. S-VHS

U TON 1/2 — Schaltspg. Ton 1-2 / Switching volt. sound 1-2 / Tens. commut. audio 1-2 / Tens. commut. son 1-2 / Tens. conmut. son 1-2

U UHF — Schaltspg. UHF / UHF switching volt. / Tens. de commut. UHF / Tens di commut. UHF / Tens. conmut. UHF

U VHF — Schaltspg. VHF / VHF switching volt. / Tens. de commut. VHF / Tens di commut. VHF / Tens. conmut. VHF

U VQ — Schaltspg. Videoquelle / Switching volt. video source / Tens. de commut. source video / Tens. di commut. sorg. video / Tens conmut. video

U WISCH — Schaltspg. Wischerkontakt / Schwitching voltage temp. contact / Tens. de commut. contact fugitif / Tens. commut. contatto / Contacto supresor tens. de conmut.

U W/N — Schaltspg. ZF breit - schmal / IF switching volt. wide - narrow / Tens. commut. FI large - etroit / Tens. commut. FI larga - stretta / Tens. FI ancho - estrecho

U I / III — Schaltspg. Bandwahl / Band sel. switching volt. / Tens. de commut. select. bande / Tens. di commut. selez. banda / Tens. conmut. selec. banda

U 14V — 14V Schaltspg. / 14V switching volt. / Tens. commut. 14V / Tens. commut. 14V / Tens. de conm. 14V

U 22kHz — 22kHz Schaltspg. / 22kHz switching volt. / Tens. commut. 22kHz / Tens. commut. 22kHz / Tens. de conm. 22kHz

0/3/6/9V — 0/3/6/9V Schaltspg. / 0/3/6/9V switching volt. / Tens. commut. 0/3/6/9V / Tens. commut. 0/3/6/9V / Tens. de conm. 0/3/6/9V

U 4,5MHz — Schaltspg. 4,5MHz / Switching volt. 4.5MHz / Tens. de commut. 4,5MHz / Tens. di commut. 4,5MHz / Tens conmut. 4,5MHz

U 50/60 HZ — Schaltspg. 50-60Hz / Switching volt. 50-60Hz / tens. de commut. 50-60Hz / Tens. di commut. 50-60Hz / Tens. conmut. 50-60Hz

U AFC — Regelspg. AFC / AFC contr. volt. / Tens. de regul. AFC / Tens. di contr. AFC / Tens. regul. CAF

U AFC SAT — Regelspg. AFC Satellitentuner / AFC contr. volt. SAT tuner / Tens. de regul. AFC tuner SAT / Tens. di contr. AFC Tuner SAT / Tens. regul. CAF Tuner SAT

U AGC — Feldstärkeabhängige Spg. / Fieldstrength-depent volt. / Contr. automatique de gain / Tens. dipent. intens. campo / Contr. autom. de gain tens. CAG

U RE — Regelspg. / Contr. volt. / Tens. de regul. / Tens. di contr. / Tens regul.

U TUN. — Abstimmspg. Tuner / Tuning volt. tuner / Tens. d'accord tuner / Tens. di sintonia tuner / Tens. sintonia tuner

U — Regelspg. Verzög. / Delayed contr. volt. / Tens. de regul. retardee / Tens. regul. retardada

HOR. — Horizontale Ansteuerung / Horiz. drive / Synchr. lignes / Pilotaggio orizz. / Exitación horiz.

HOR.2FH — 31250Hz Ansteuerimp. für Zeilenendstufe / 31250Hz Triggering pulse for horiz. output / 31250Hz commande pour l'étage final lignes / Imp. Pilotaggio di 31250Hz per stadio finale di riga / Impulso de exitación 31250Hz para paso final de lineas

VERT. — Vert. Parabel / Vert. parabolic signal / Signal parabolique vert. / Segnale parab. vert. / Senal parabolica vert.

VERT. — Vert. Tastimpuls / Vert. Gating pulse / Imp. trame / Imp. a cadenza vert. / Imp. cuadro

VER. 2FV — Vert. Tastimpuls 100Hz / Vert. Gating pulse 100Hz / Imp. trame 100Hz / Imp. a cadenza vert. 100Hz / Imp. cuadro 100Hz

VERT. — Vert. Sägezahn / Vert. saw tooth / Signal dent de scie / Dente di sega vert. / Dientede sierra vert.

VERT — Vert. Tastimpuls / Vert. Gating pulse / Imp. trame / Imp. a cadenza vert. / Imp. cuadro

VERT.100 — Vert Sägezahn 100Hz / Vert saw tooth 100Hz / Signal dent de scie 100Hz / Dente di sega vert. 100Hz / Dientede sierra vert. 100Hz

VERT.100 — Vert. Parabel 100Hz / Vert. parabolic 100Hz signal / Signal parabolique 100Hz vert. / Segnale parab. vert. 100Hz / Senal parabolica vert. 100Hz

Tastimpuls / Gating pulse / Impuls de declenchement /Impulso a cadenza / Imp. puerta

REF. — Ref. Impuls hor. / Reference impulse hor. / Imp. de refer.hor. / Imp.

Reglerbezeichnungen

Zeilenbreite / Line width / Amplitude horizontale / Larghezza di riga / Amplitudo Horizontal

Hor. Frequenz / Hor. Frequency / Fréqu. horiz. / Frequ. orizz. / Frequ. horiz.

Hor. Linearität / Hor. linearty / Linéar. Horizont / Linear. orizz. / Lineal. Horizontal

Bildlage hor. / Hor. picture position / Cadrage horizont. / Posizione orizz. dimmagine / Centrado horizontal

Ost-West Amplitude / East-West amplitude / Amplitude Est - Ouest / Ampiezza Est-Ovest / Amplitud E-O

Ost-West Symmetrie / East-West symm. / Symm. Est-Ouest / Simm. Est-Ovest / Simetria E-O

Bildamplitude / Frame ampl. / Ampl. verticale / Ampiezza d'immagine / Ampl. vertical

Adjustment Control Symbols

Vert. Frequenz / Vert. frequency / Fréqu. vert. / Frequ. vert. / Frequ. vert.

Vert. Linearität / Vert. linearity / Linéarité vert. / Linear. vert. / Linealidad vert.

Bildlage vert. / Vert. picture position / Cadrage vertical / Posiz. vert. d'immagine / Centrado vert.

Trapez / Trapezium / Trapèze / Trapezio / Trapecio

Focusregler / Focus control / Réglage de focalisation / Regolat. di focalizz. / Control de foco

Focusregler in vertikaler Richtung / Focus control in vert. position / Réglage de focalisation vert. / Regolat. di focalizz. in posizione vert. / Control de foco en direccion vert.

Focusregler in horizontaler Richtung / Focus control in hor. position / Réglage de focalisation hor. / Regolat. di focalizz. in posizione hor. / Control de foco en direccion hor.

Signalverlauf Blockschaltbild / Signal Path Block Diagram

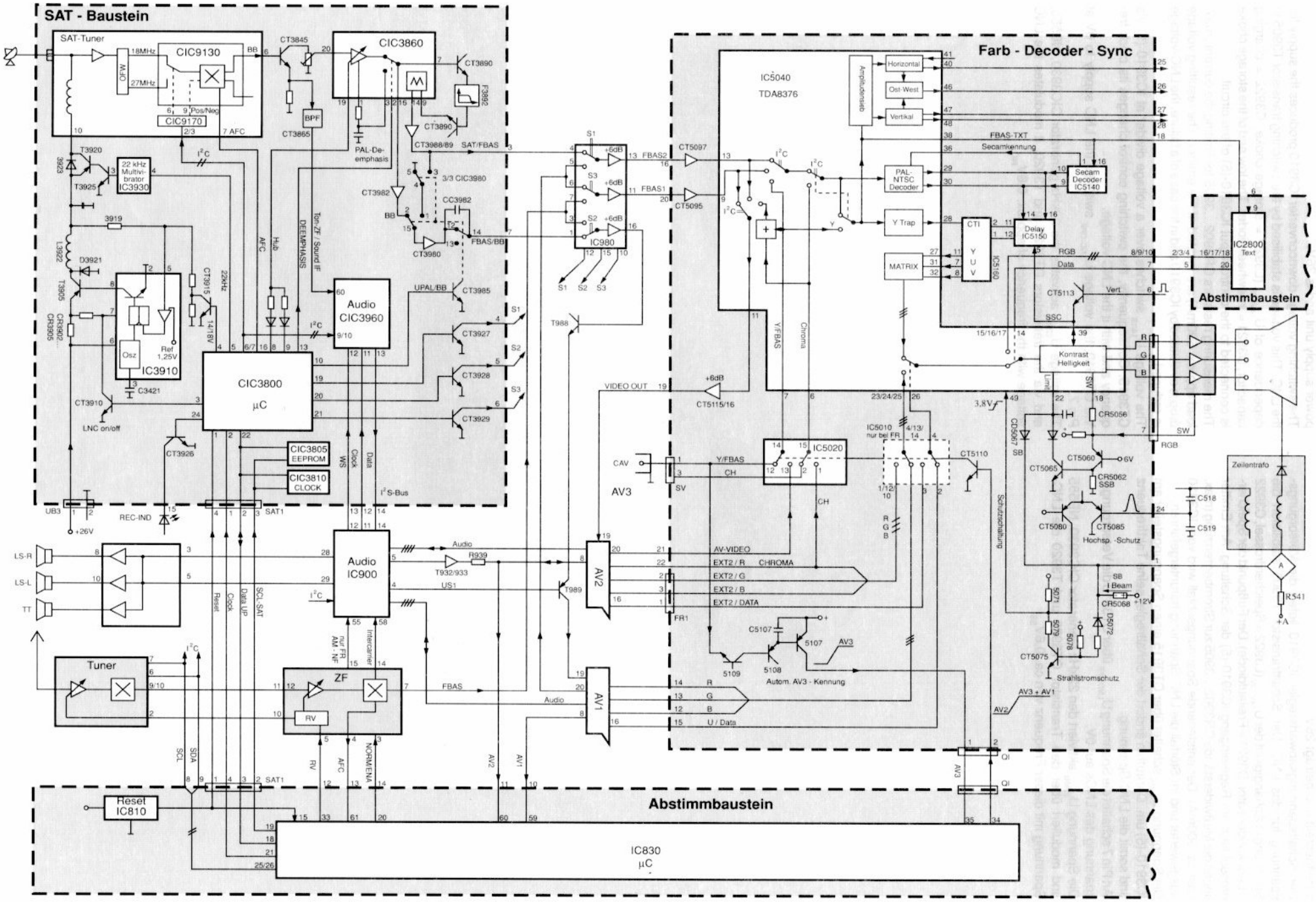

GB

Alignment

All adjustment controls not mentioned in this description are adjusted during production and must not be re-adjusted in the case of repairs.

1. Chassis Board

Measuring Instruments: Oscilloscope with 10:1 test probe, colour test pattern, high resistance voltmeter

Cecks and adjustments after replacement or repair of:

Power Supply: 1.1
Horizontal Deflection: 1.2, 1.3, 1.9
Colour Decoder Sync. Module: 1.7
IF Amplifier, Tuner: 1.4, 1.5
Tuning Module: 1.6, 1.8, 1.9
Vertical deflection: 1.9
CRT oder CRT panel: 1.3, 1.7

Alignment	Preparations	Alignment Process
1.1 +A Voltage	Set luminance to mimimum. Connect the voltmeter to the cathode of D681.	Set the control **R654** to the voltage **124V**.
1.2 Line sharpness	Select the convergence test pattern: Contrast to maximum Set the brightness so that the black background of the test pattern is just brightening.	With the focus control ⊠ at the split transformer adjust the horizontal lines for maximum sharpness.
1.3 Screen grid voltage U_{SG}	Feed in a test pattern. With the remote control adjust the screen brightness so that the grey areas just become dark. Switch the TV receiver to AV operation. Connect a high-ohmic voltmeter (series resistance approx. 220 kΩ) to the test points R, G, B and determine the test point having the highest voltage level.	With the control **SG** at the split transformer set the maximum voltage level to 155V...160V. 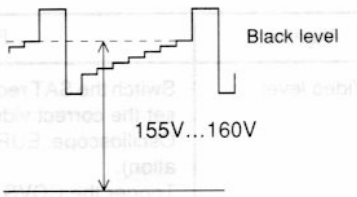
1.4 Tuner-AGC	Feed in a standard test pattern in the upper range of the UHF band; RF ≥1.5mV (64dBµV, noise-free picture). Info Center –> Special functions –> Service –> Code 8500 –> Tuner AGC. Voltmeter: Contact 2.	With the buttons ◀ or ▶ adjust for 3.3V±0.4V. As an alternative, tune the TV station so that noise just starts to appear in the picture. Then tune in reverse direction until the picture just becomes noisefree. Store with OK.
1.5 AFC-Reference	Tune to a local station on a channel as low as possible at the desired programme position with standard channel spacing without fine tuning. Info Center –> Special functions –> Service –> Code 8500 –> AFC Reference.	Activate with OK. On activation of AFC Reference Automatic a rectified IF-voltage is measured at the AFC output of the IF amplifier which is used on station search as a comparative value for VCR-RF playback (station identification "AV") to readjust the modulator drift.
1.6 Colour match	Call up the programme position of the desired TV station. Infocenter –> Special functions –> Settings –> Colour match.	Adjust with ◀ or ▶ buttons to make the signals coincide. Store with "OK".
1.7 White balance	Call up the White Balance menu via the Service Programme Info Center –> Special Functions –> Service –> Code Number 8500. Contrast adjustment with this menu serves to check the white level between minimum and maximum contrast.	With ◀ and ▶ set the **VG** and **VB** values so that the white rectangular area in the middle of the picture becomes achromatic. Store with "OK".
1.8 Picture sharpness	Call up the programme position of the desired TV station. Infocenter –> Picture menu –> Sharpness.	Change the value with the ◀ and ▶ buttons.

Alignment	Preparations	Alignment Process
1.9 Picture Geometry	Info Center –> Special functions –> Service –> Code 8500 –> Geometry. Feed in a test generator or a standard test pattern. **Attention!** Start always with the "V-Middle" adjustment otherwise the other vertical deflection parameters would defy correct geometry adjustment. "V-Middle" adjustment with a video generator, eg. Grundig VG 1000:	Via the menu, select the geometry values for the vertical deflection, then set the values for the horizontal deflection. With the ◀ and ▶ buttons change the setting so that the G-Y vector (orange area in the centre of the picture) is just covered (typ. 30…33). Continue with the picture geometry adjustment via the menu and store.
	Reset: Under the menu item "Reset" an average data set from the ROM IC820 is stored. After inadvertent re-adjustment during servicing, these basic values can be re-loaded at any time.	Move the bar to "Reset". Press the "OK" button. With the **i** button return to the normal menu.

2. SAT Module (retrofitable)

Measuring Instruments: Oscilloscope with 10:1 test probe, colour test pattern.

Cecks and adjustments after replacement or repair of the SAT Module

Alignment	Preparations	Alignment Process
Video level	Switch the SAT receiver to SAT reception (eg. Astra) and set the correct video deviation (Astra 16MHz). Oscilloscope: EURO-AV-socket, contact 19 (75Ω termination). Trigger the CCVS signal to the vertical sync frequence.	With adjustment control **R3848** at the SAT-Module set the amplidute of the vertical blanking gap in the CCVS signal to **1Vpp**.

Platinenabbildungen und Schaltpläne
Layout of the PCBs and Circuit Diagrams

Chassisplatte / Chassis Board

Bestückungsseite, Ansicht von oben
Component side, top view

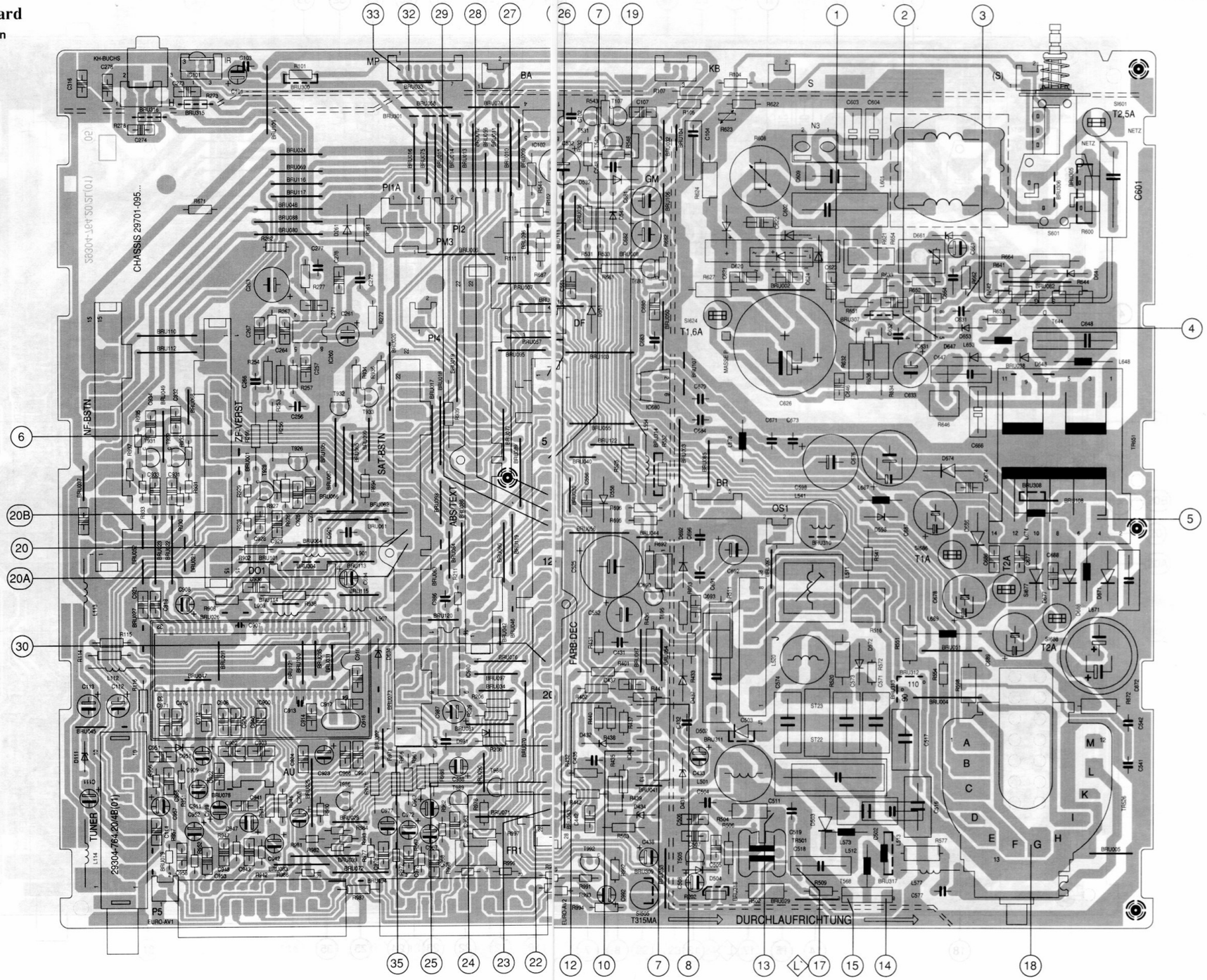

Chassisplatte / Chassis Board

Lötseite, Ansicht von unten
Solder side, bottom view

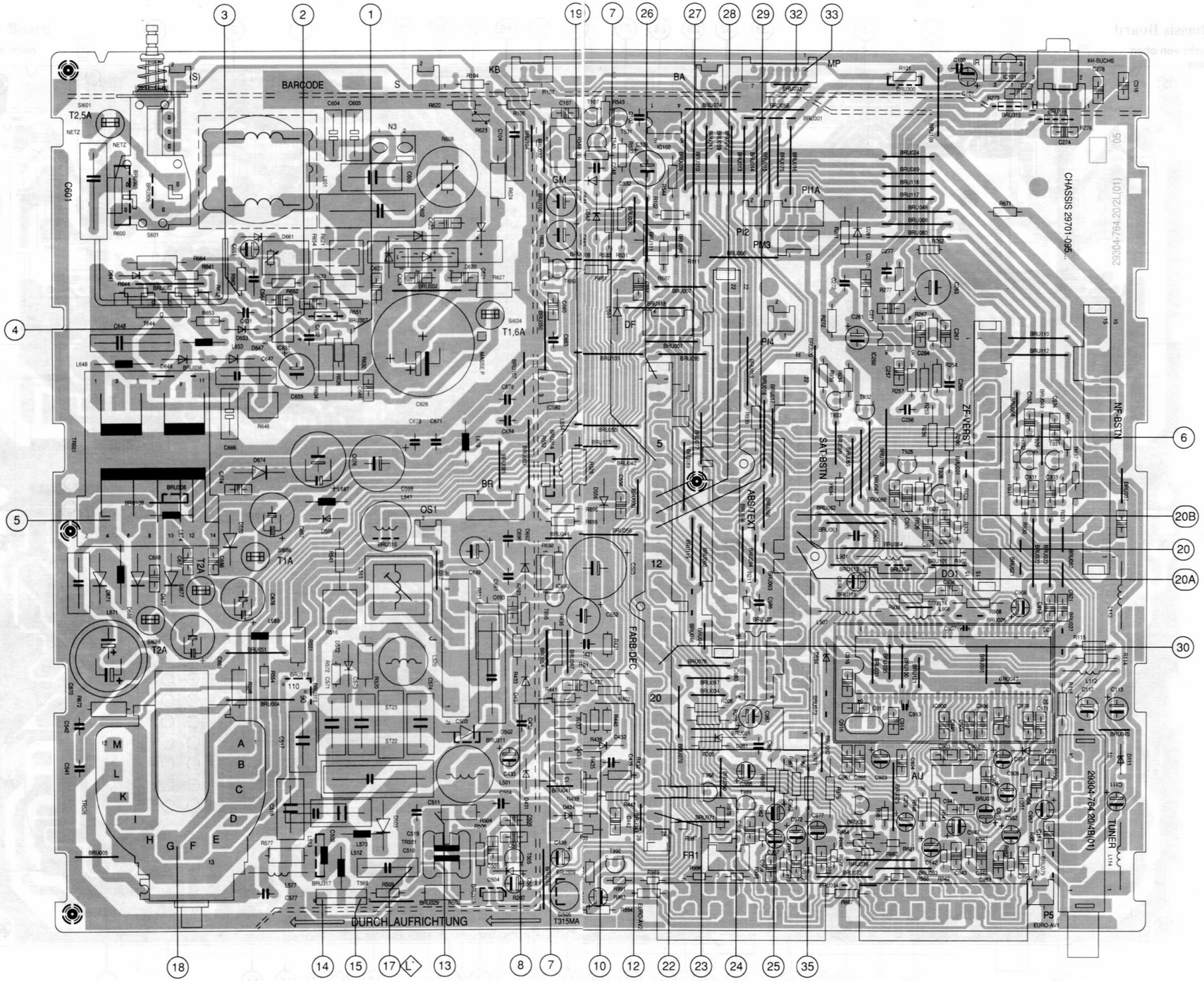

Oszillogramme Chassisplatte / Oscillograms Chassis Board

1 0,5V/cm, 2µs/cm

2 2V/cm, 2µs/cm

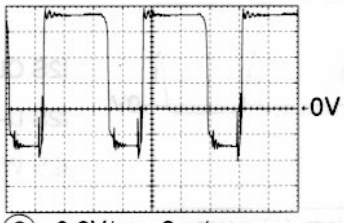

3 0,2V/cm, 2µs/cm

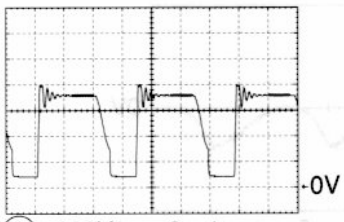

4 100V/cm, 2µs/cm

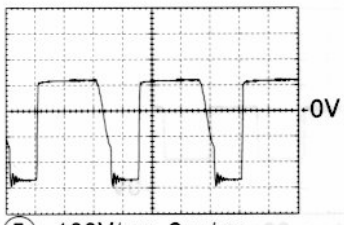

5 100V/cm, 2µs/cm

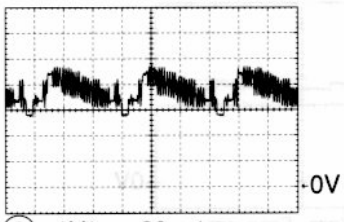

6 1V/cm, 20µs/cm

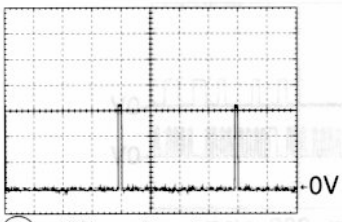

7 1V/cm, 5ms/cm

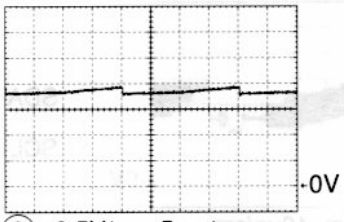

8 0,5V/cm, 5ms/cm

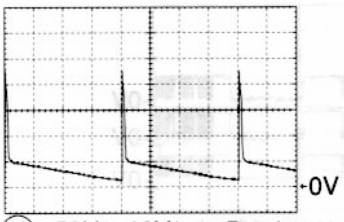

10 50Hz 10V/cm, 5ms/cm

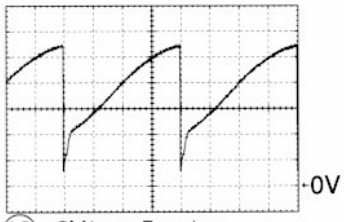

12 2V/cm, 5ms/cm

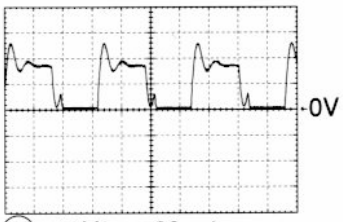

13 10V/cm, 20µs/cm

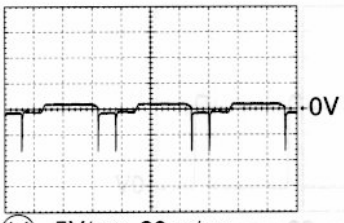

14 5V/cm, 20µs/cm

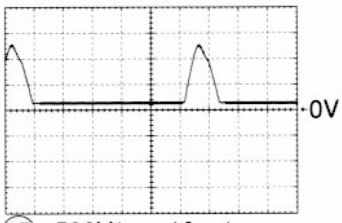

15 500V/cm, 10µs/cm

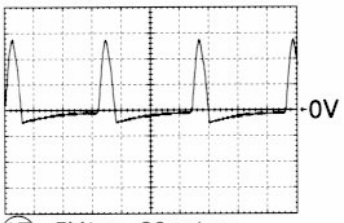

17 5V/cm, 20µs/cm

18 50 V/cm, 20µs/cm

Oszillogramme Chassisplatte / Oscillograms Chassis Board

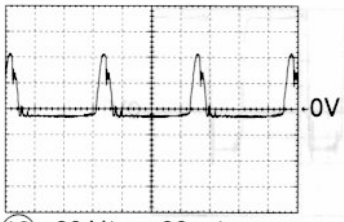

19 20 V/cm, 20µs/cm

20 5V/cm, 5µs/cm
20A 5V/cm, 5µs/cm
20B 5V/cm, 5µs/cm

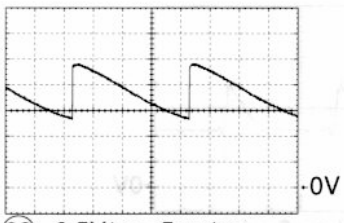

22 0,5V/cm, 5ms/cm

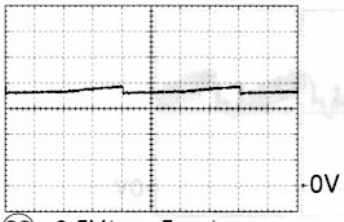

23 0,5V/cm, 5ms/cm

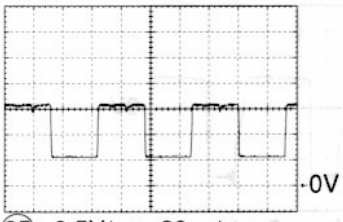

25 0,5V/cm, 20µs/cm

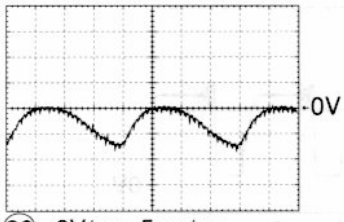

26 2V/cm, 5ms/cm

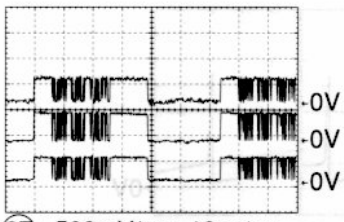

27 500mV/cm, 10µs/cm
28 500mV/cm, 10µs/cm
29 500mV/cm, 10µs/cm

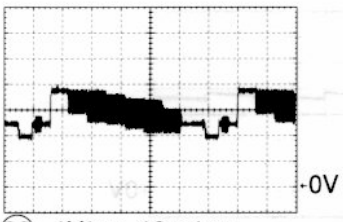

30 1V/cm, 10µs/cm

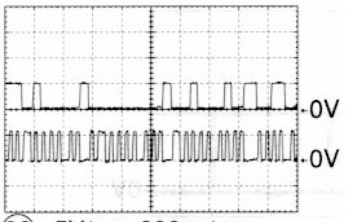

32 5V/cm, 200µs/cm
33 5V/cm, 200µs/cm

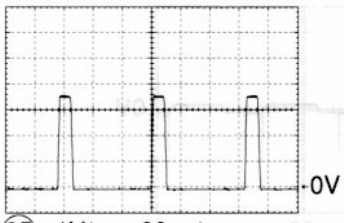

35 1V/cm, 20µs/cm

Gesamtschaltplan / General Circuit Diagram

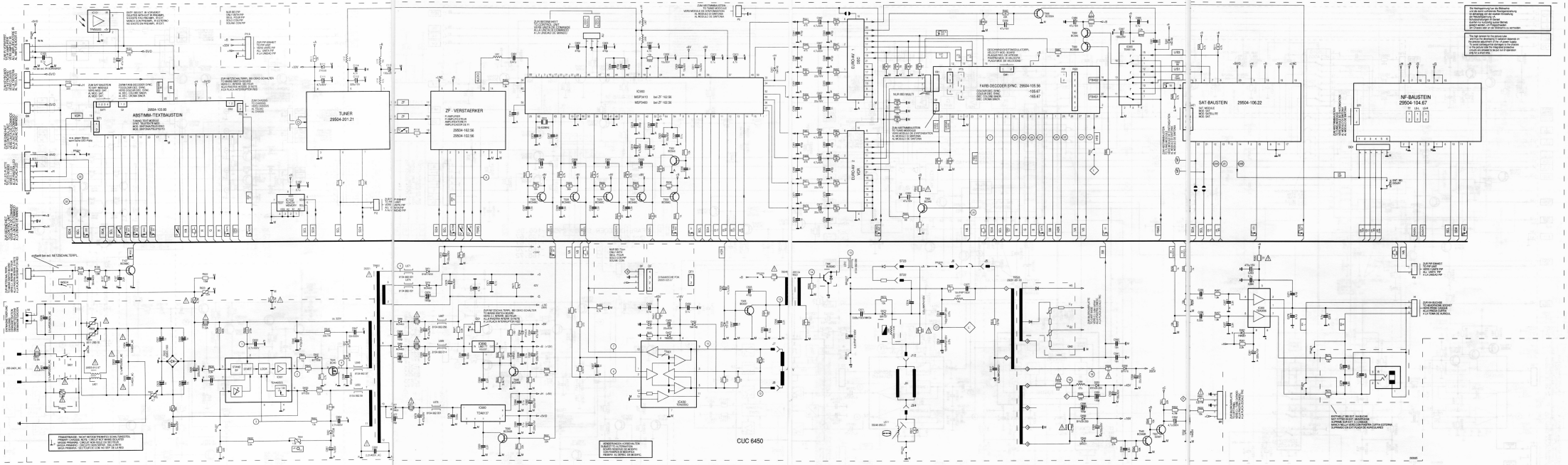

Farb Decoder Sync. 29504-105.67 / 165.67

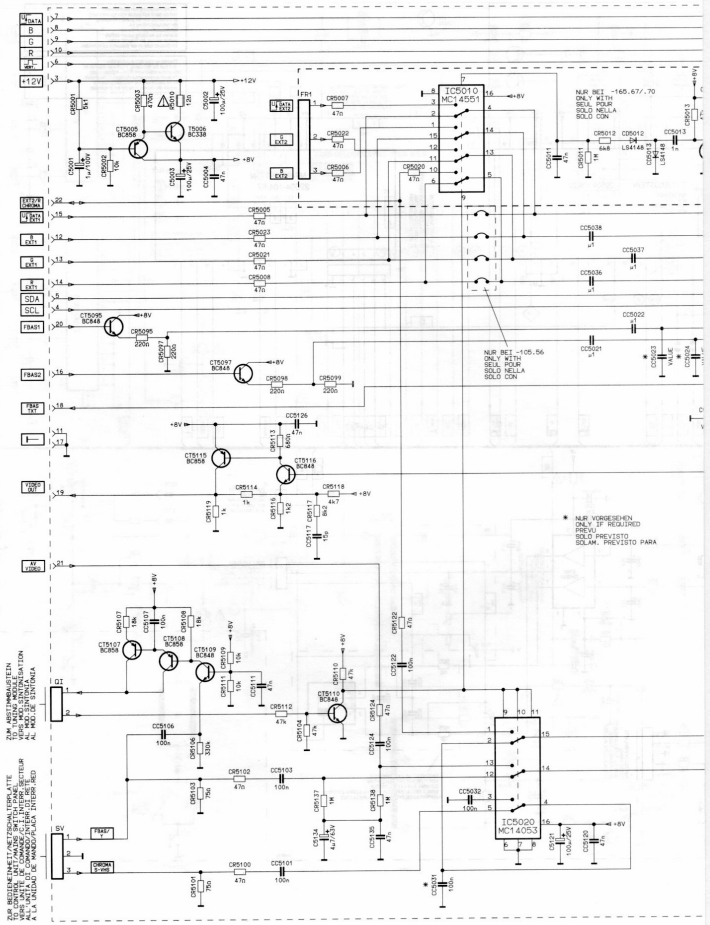

Servicearbeiten nach Bausteinwechsel: siehe Abgleich Seite 3-1 (1.7)
Servicing work after replacing the module: see alignment page 3-3 (1.7)

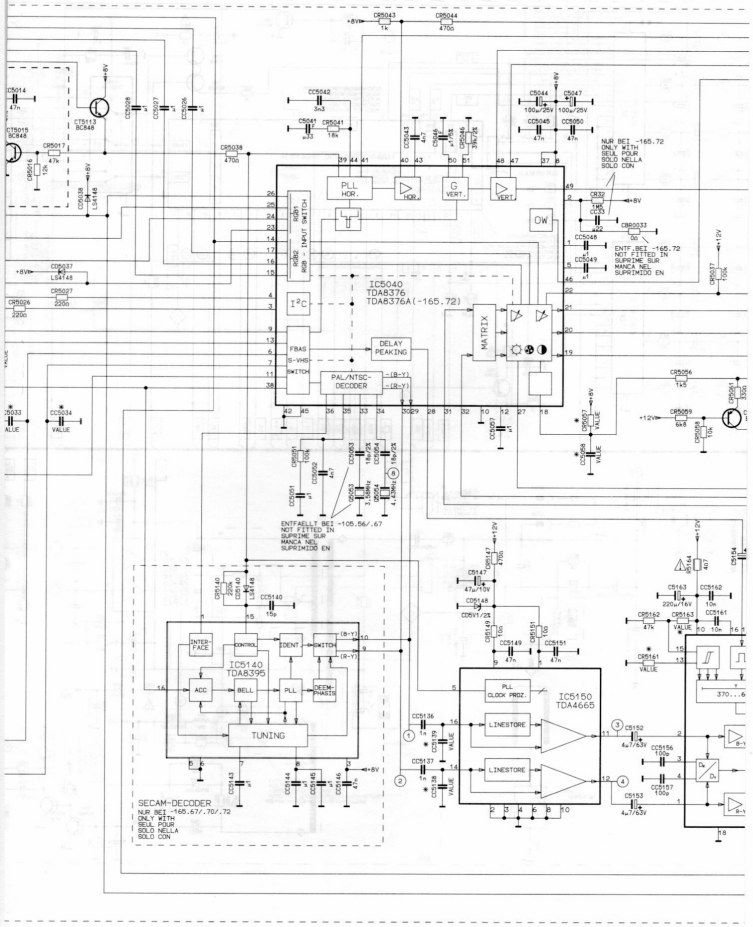

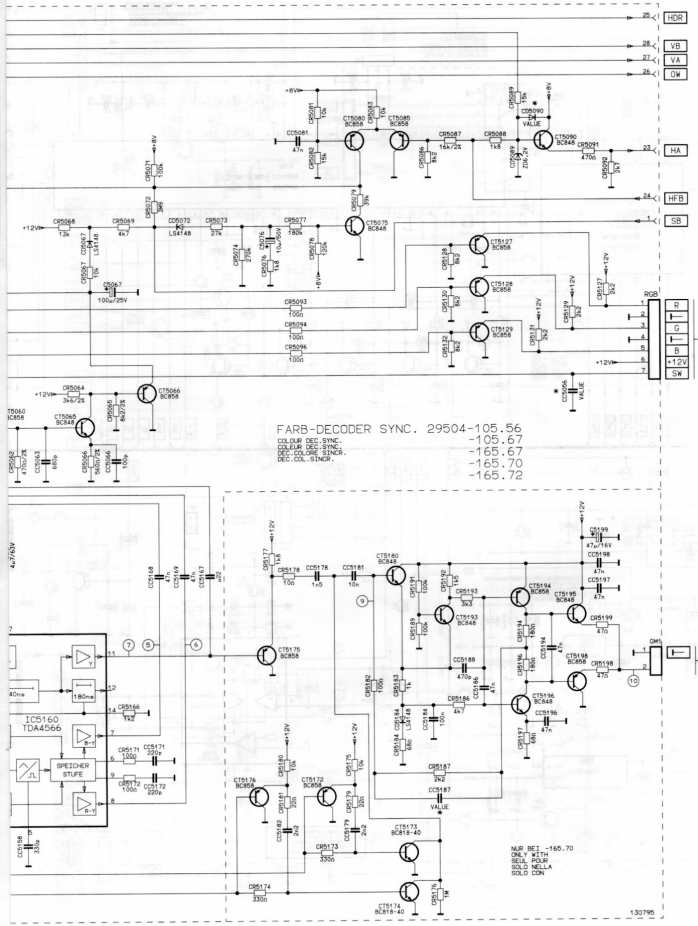

Bedieneinheit / Control Unit 29501-082.01

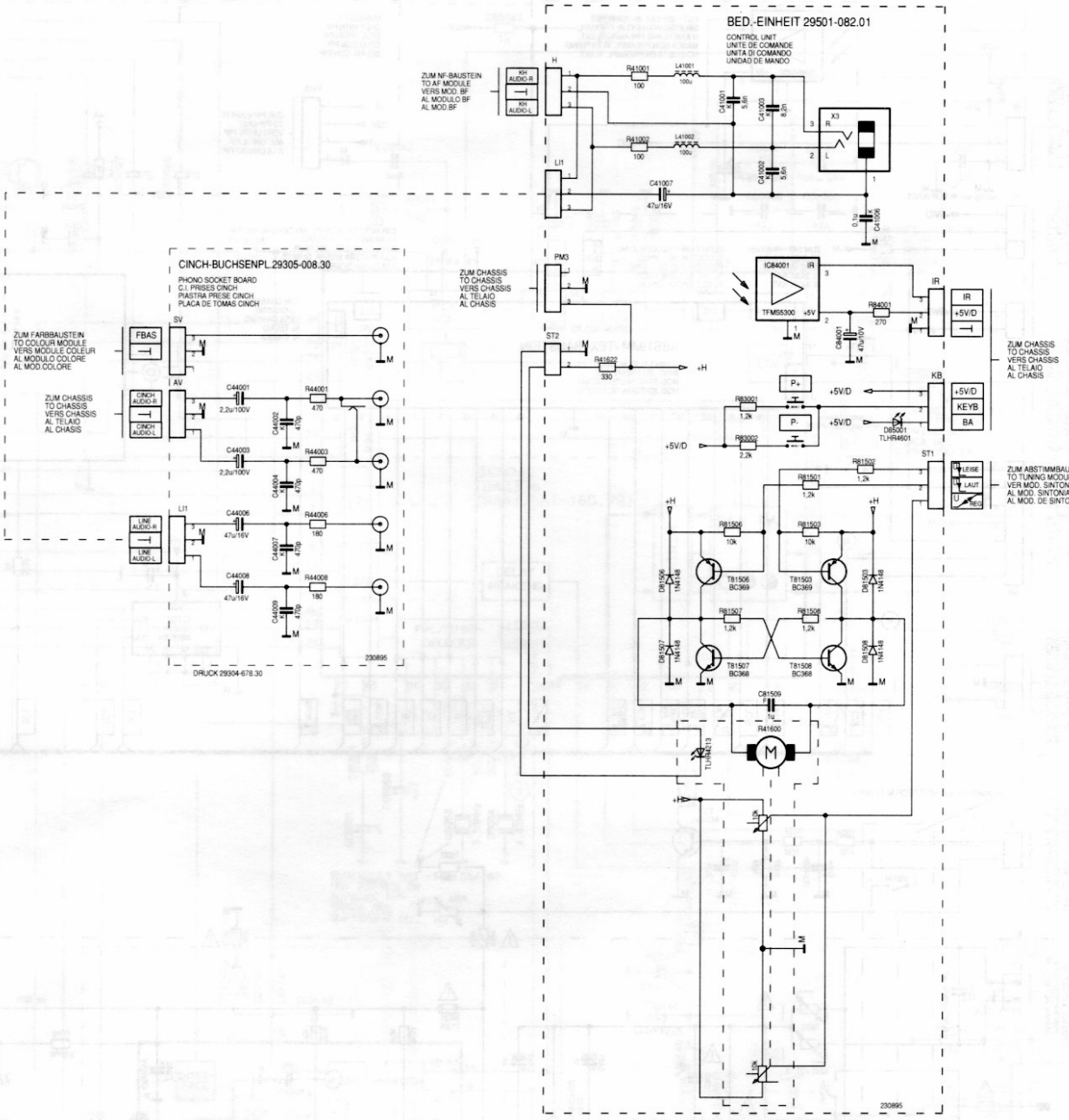

Abstimmbaustein / Tuning Module 29504-103.80

Servicearbeiten nach Bausteinwechsel: siehe Abgleich Seite 3-1 (1.6, 1.8) und 3-2 (1.9)
Servicing work after replacing the module: see alignment page 3-3 (1.6, 1.8) and 3-2 (1.9)

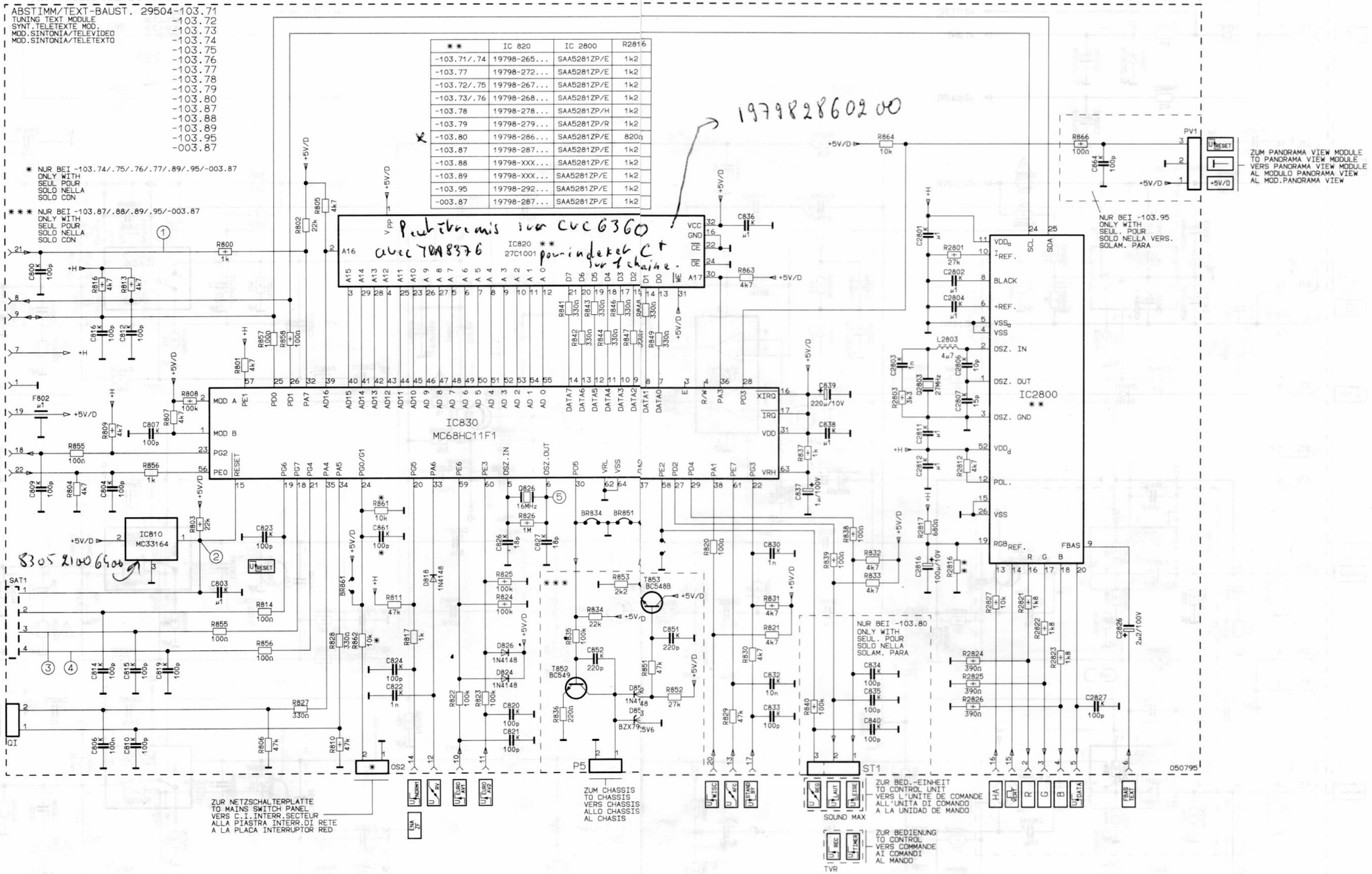

**	IC 820	IC 2800	R2816
-103.71/.74	19798-265...	SAA5281ZP/E	1k2
-103.77	19798-272...	SAA5281ZP/E	1k2
-103.72/.75	19798-267...	SAA5281ZP/E	1k2
-103.73/.76	19798-268...	SAA5281ZP/E	1k2
-103.78	19798-278...	SAA5281ZP/H	1k2
-103.79	19798-279...	SAA5281ZP/R	1k2
-103.80	19798-286...	SAA5281ZP/E	820Ω
-103.87	19798-287...	SAA5281ZP/E	1k2
-103.88	19798-XXX...	SAA5281ZP/E	1k2
-103.89	19798-XXX...	SAA5281ZP/E	1k2
-103.95	19798-292...	SAA5281ZP/E	1k2
-003.87	19798-287...	SAA5281ZP/E	1k2

NF-Baustein / AF Amplifier 29504-104.67

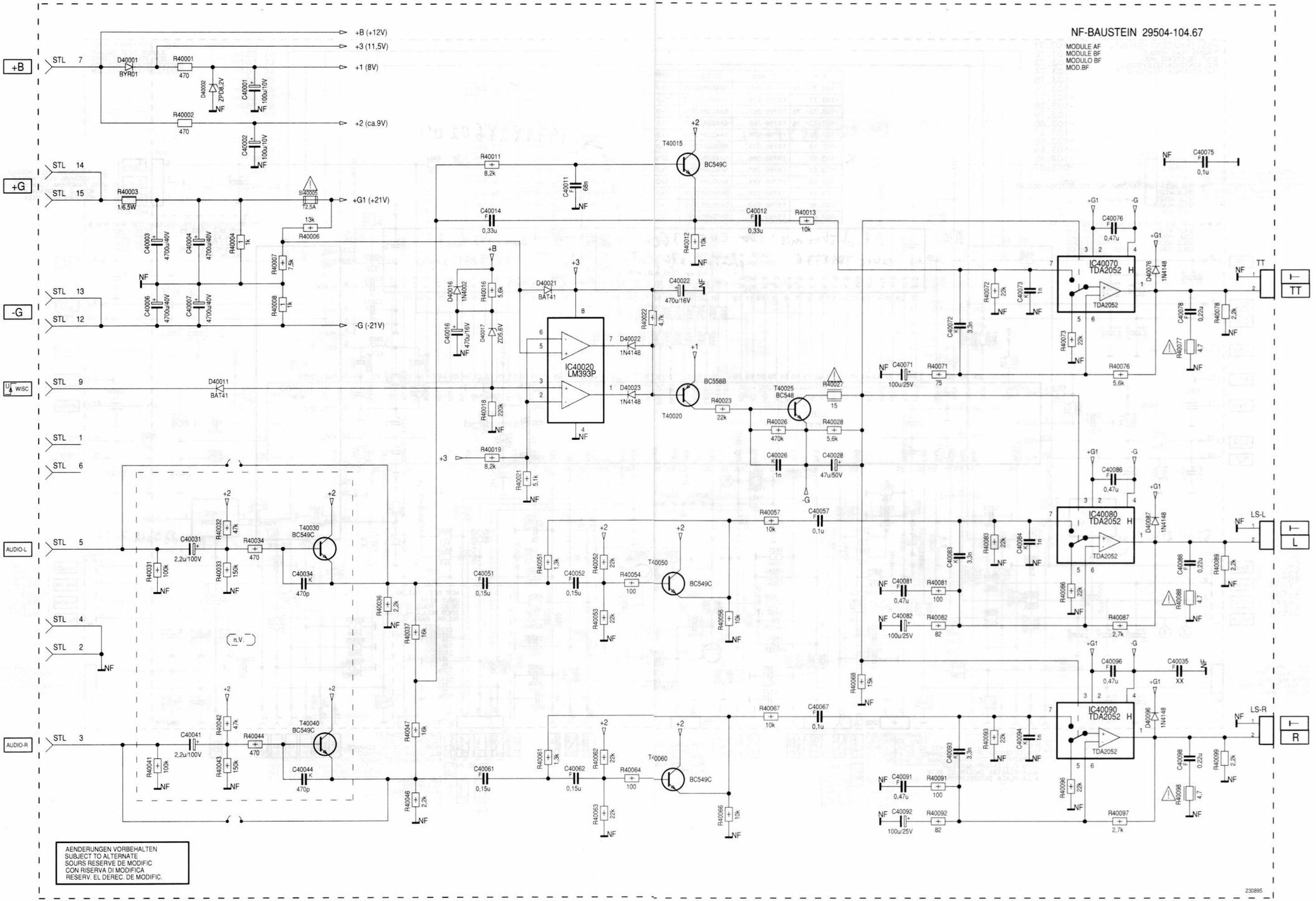

Tuner

Servicearbeiten nach Bausteinwechsel: siehe Abgleich Seite 3-1 (1.4, 1.5)
Servicing work after replacing the module: see alignment page 3-3 (1.4, 1.5)

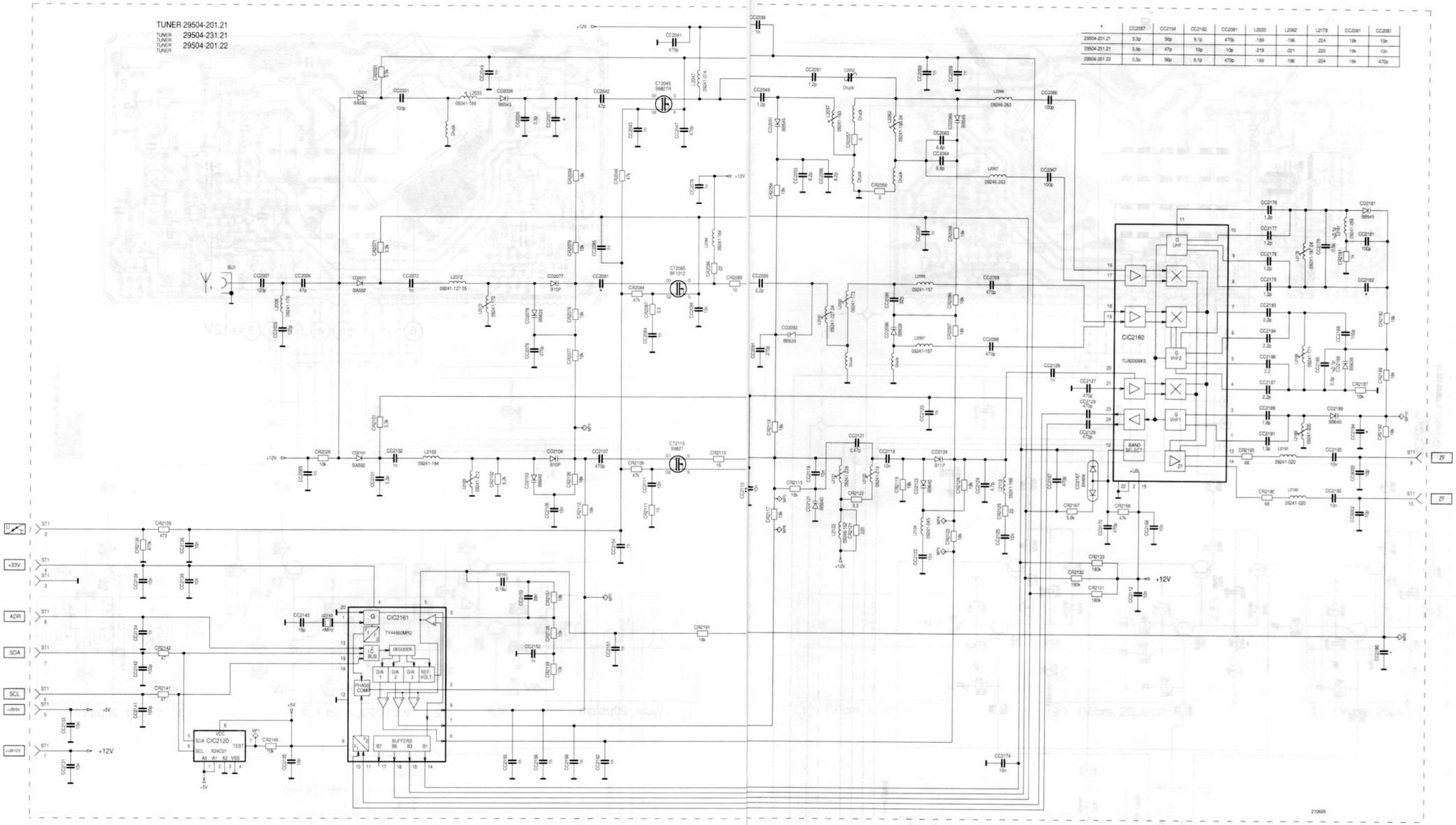

*	CC2057	CC2194	CC2182	CC2081	L2033	L2062	L2178	CC2081	CC2081
29504-201.21	3.3p	56p	9.1p	470p	-189	-196	-224	18k	10n
29504-231.21	3.9p	47p	10p	10p	-219	-221	-220	18k	10n
29504-201.22	3.3p	56p	9.1p	470p	-189	-196	-224	18k	470p

T Bildrohrplatte / CRT Panel 29305-122.03

Servicearbeiten nach Bauteilwechsel: siehe Abgleich Seite 3-1 (1.3, 1.7)
Servicing work after replacing the module: see alignment page 3-3 (1.3, 1.7)

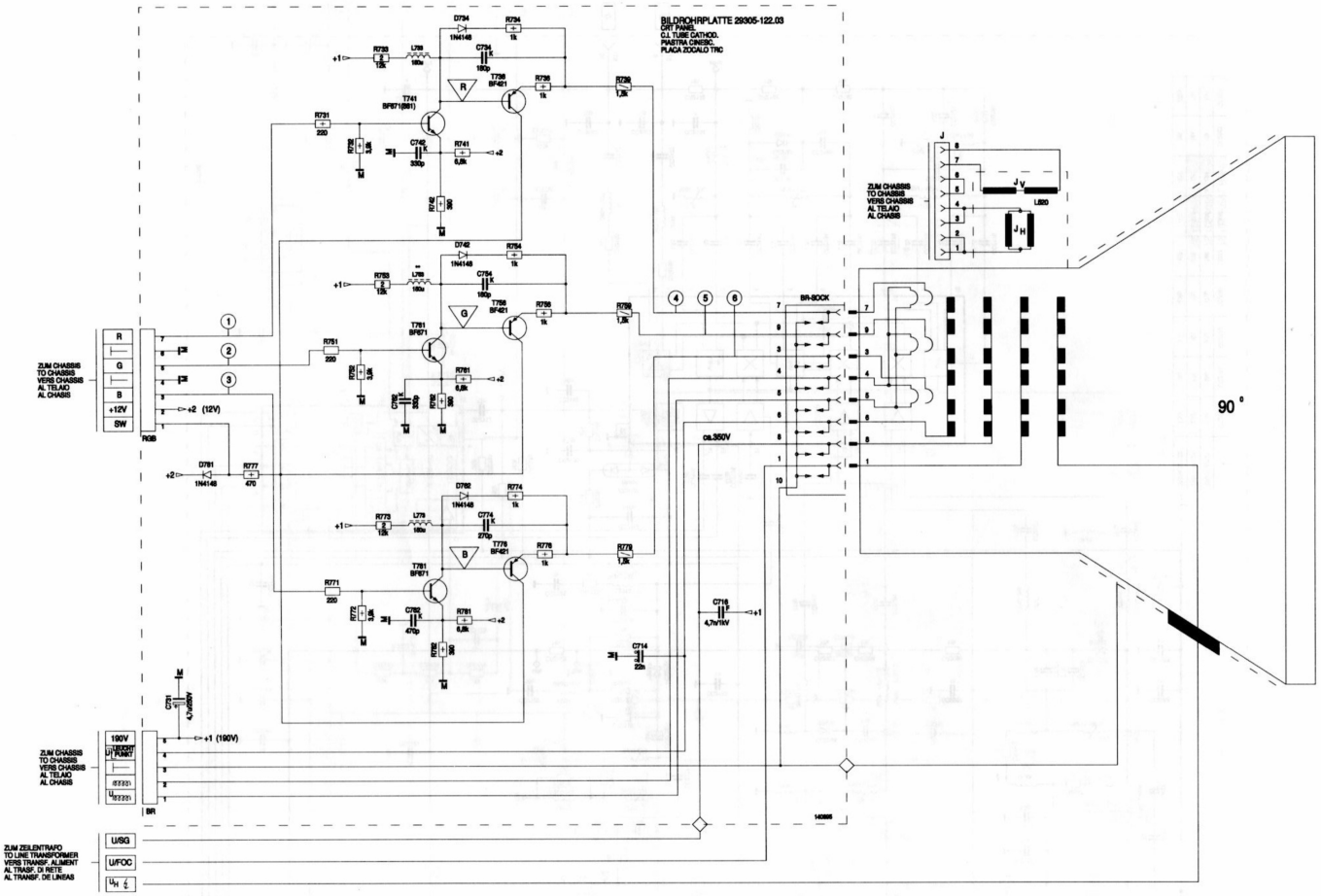

Bestückungsseite, Ansicht von oben
Component side, top view

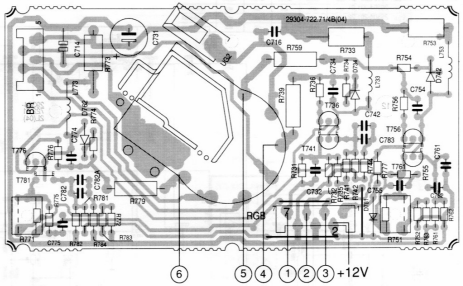

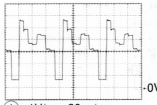

1 1V/cm, 20µs/cm

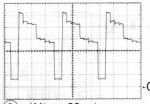

2 1V/cm, 20µs/cm

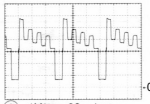

3 1V/cm, 20µs/cm

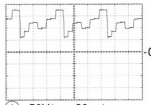

4 50V/cm, 20µs/cm

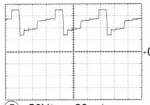

5 50V/cm, 20µs/cm

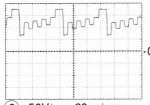

6 50V/cm, 20µs/cm

ZF-Verstärker / IF Amplifier 29504-162.57

Servicearbeiten nach Bausteinwechsel: siehe Abgleich Seite 3-1 (1.4, 1.5)
Servicing work after replacing the module: see alignment page 3-3 (1.4, 1.5)

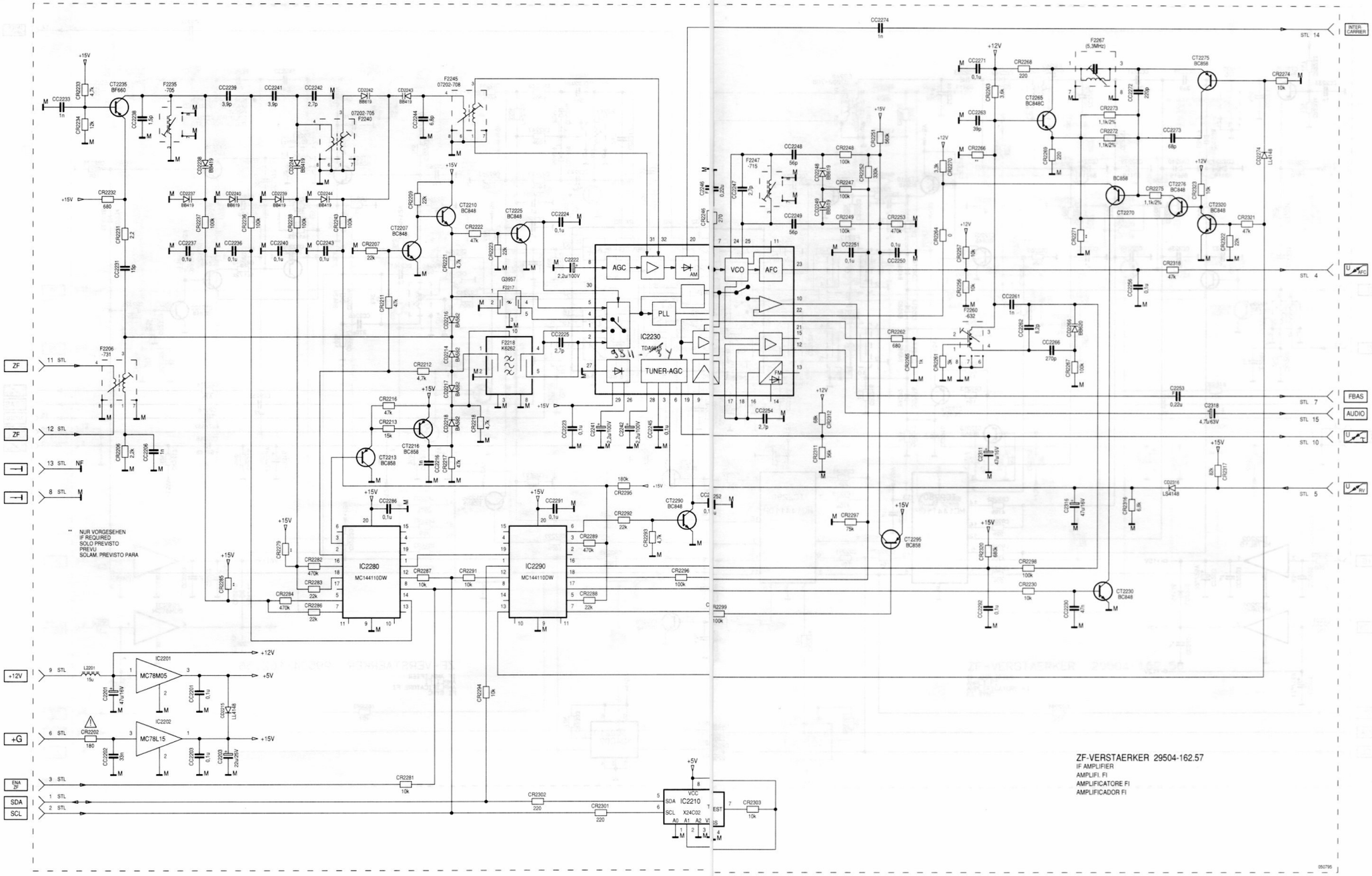

ZF-Verstärker / IF Amplifier 29504-162.56

Servicearbeiten nach Bausteinwechsel: siehe Abgleich Seite 3-1 (1.4, 1.5)
Servicing work after replacing the module: see alignment page 3-3 (1.4, 1.5)

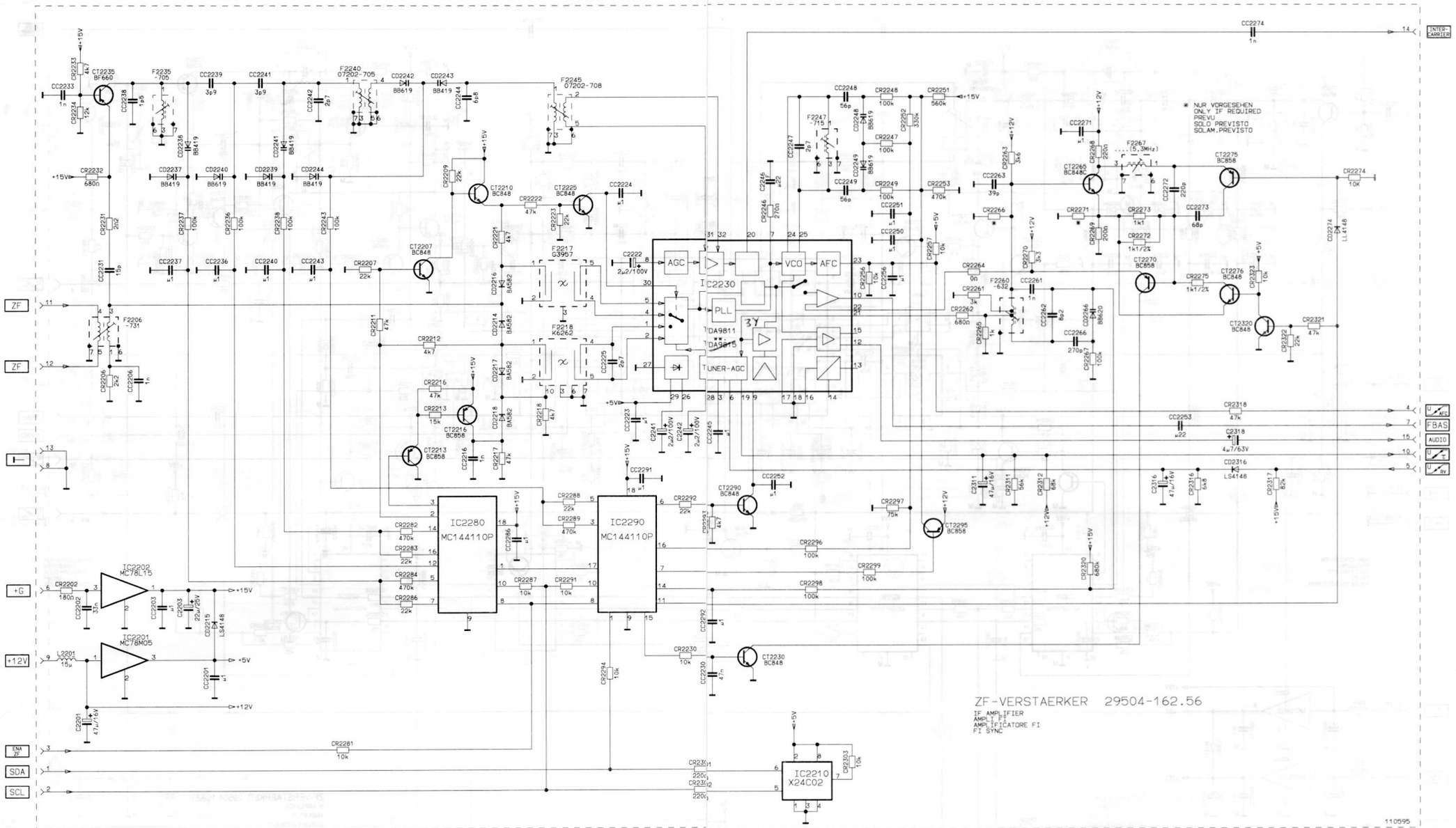

ZF-Verstärker / IF Amplifier 29504-102.56

Servicearbeiten nach Bausteinwechsel: siehe Abgleich Seite 3-1 (1.4, 1.5)
Servicing work after replacing the module: see alignment page 3-3 (1.4, 1.5)

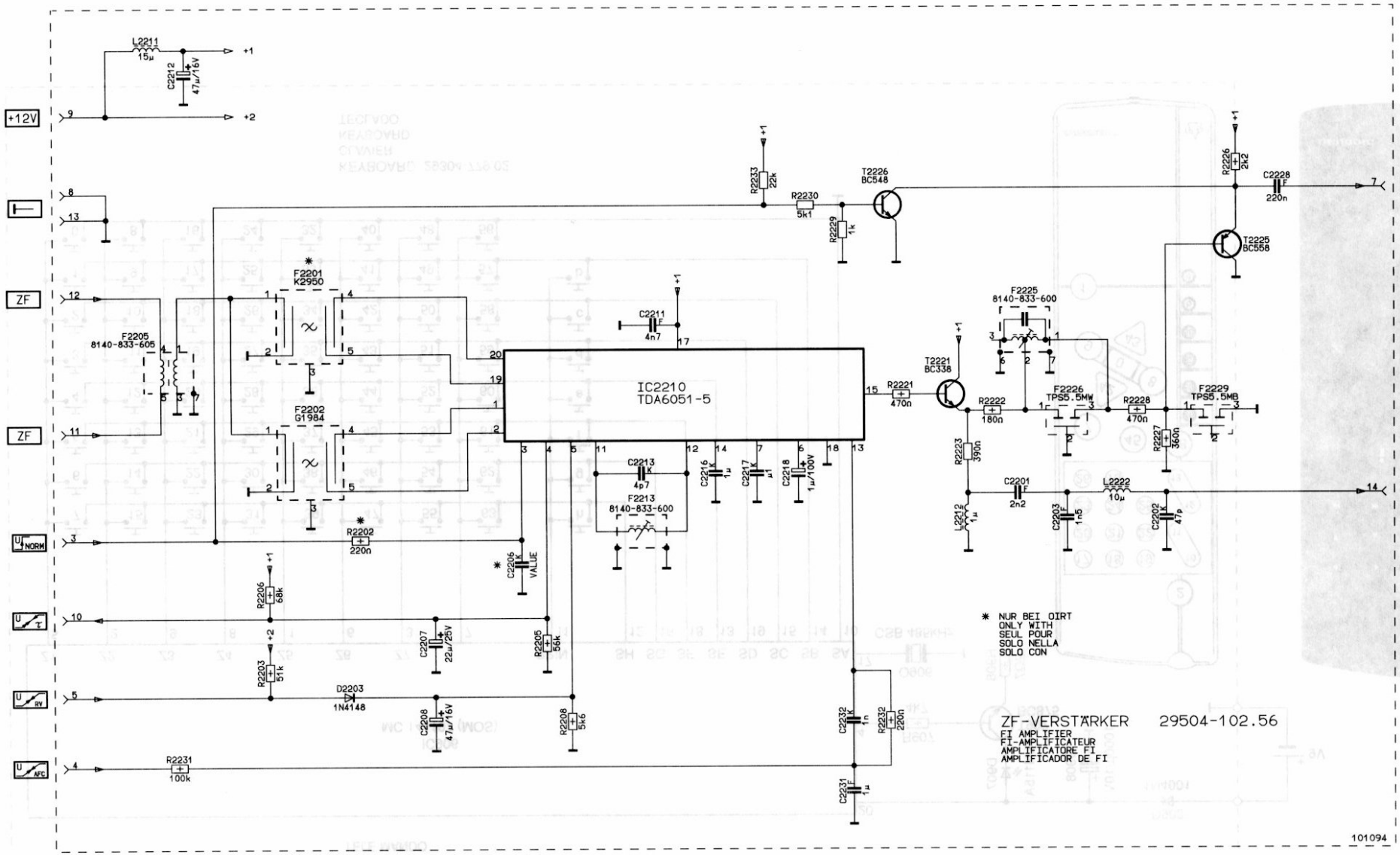

Fernbedienung / Remote Control TP 720, 29642-059.06

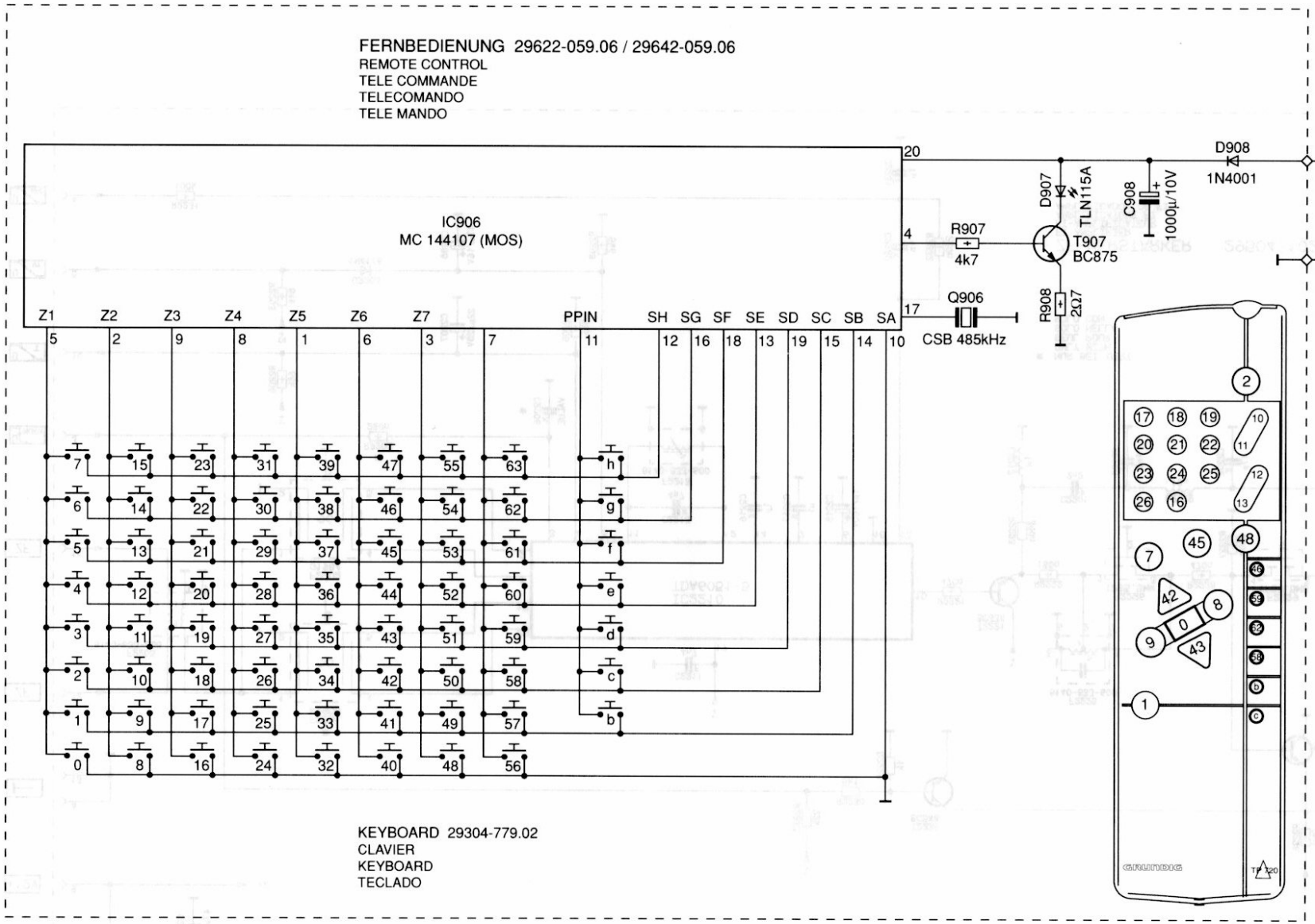

SAT-Tuner / SAT Tuner 29504-201.73

Servicearbeiten nach Bausteinwechsel: siehe Abgleich Seite 3-2 (2.)
Servicing work after replacing the module: see alignment page 3-4 (2.)

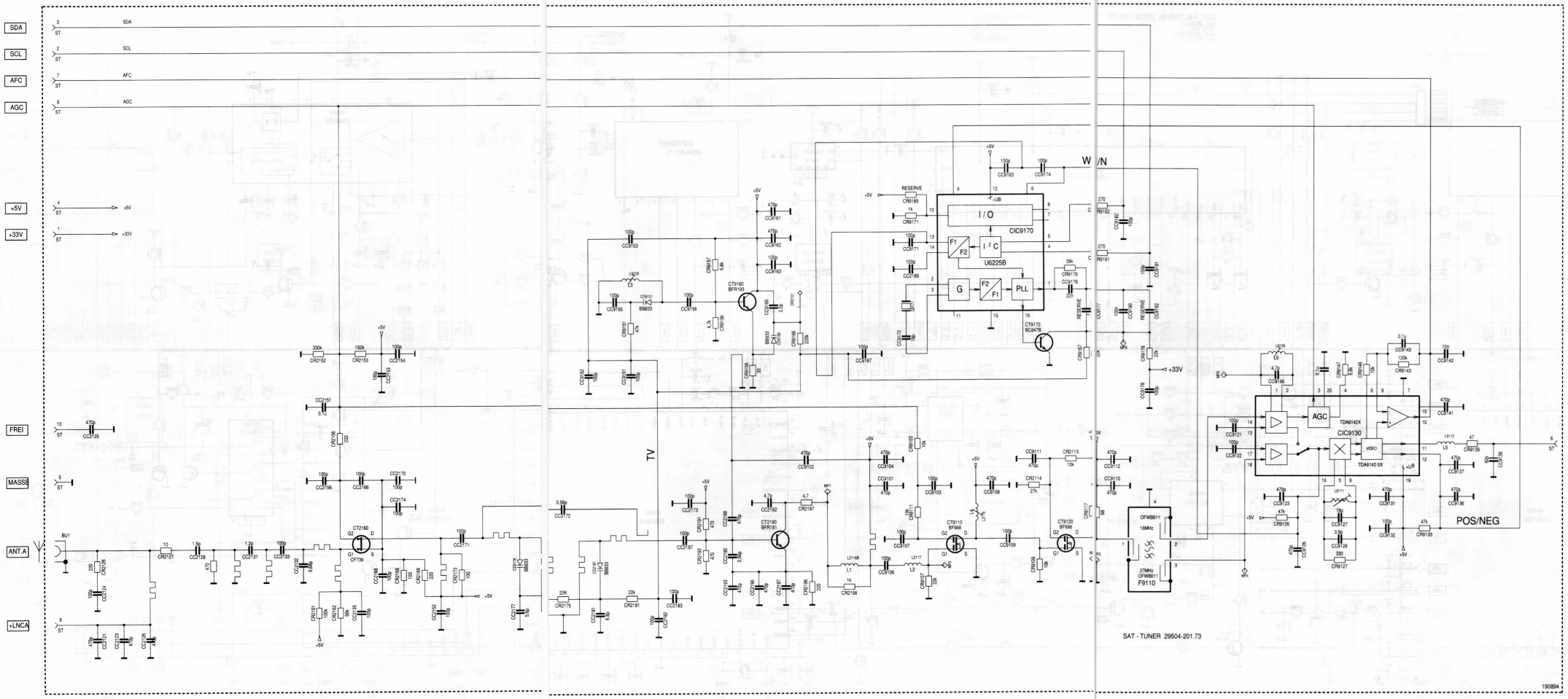

SAT Baustein / SAT Module 29504-106.22

Servicearbeiten nach Bausteinwechsel: siehe Abgleich Seite 3-2 (2.)
Servicing work after replacing the module: see alignment page 3-4 (2.)

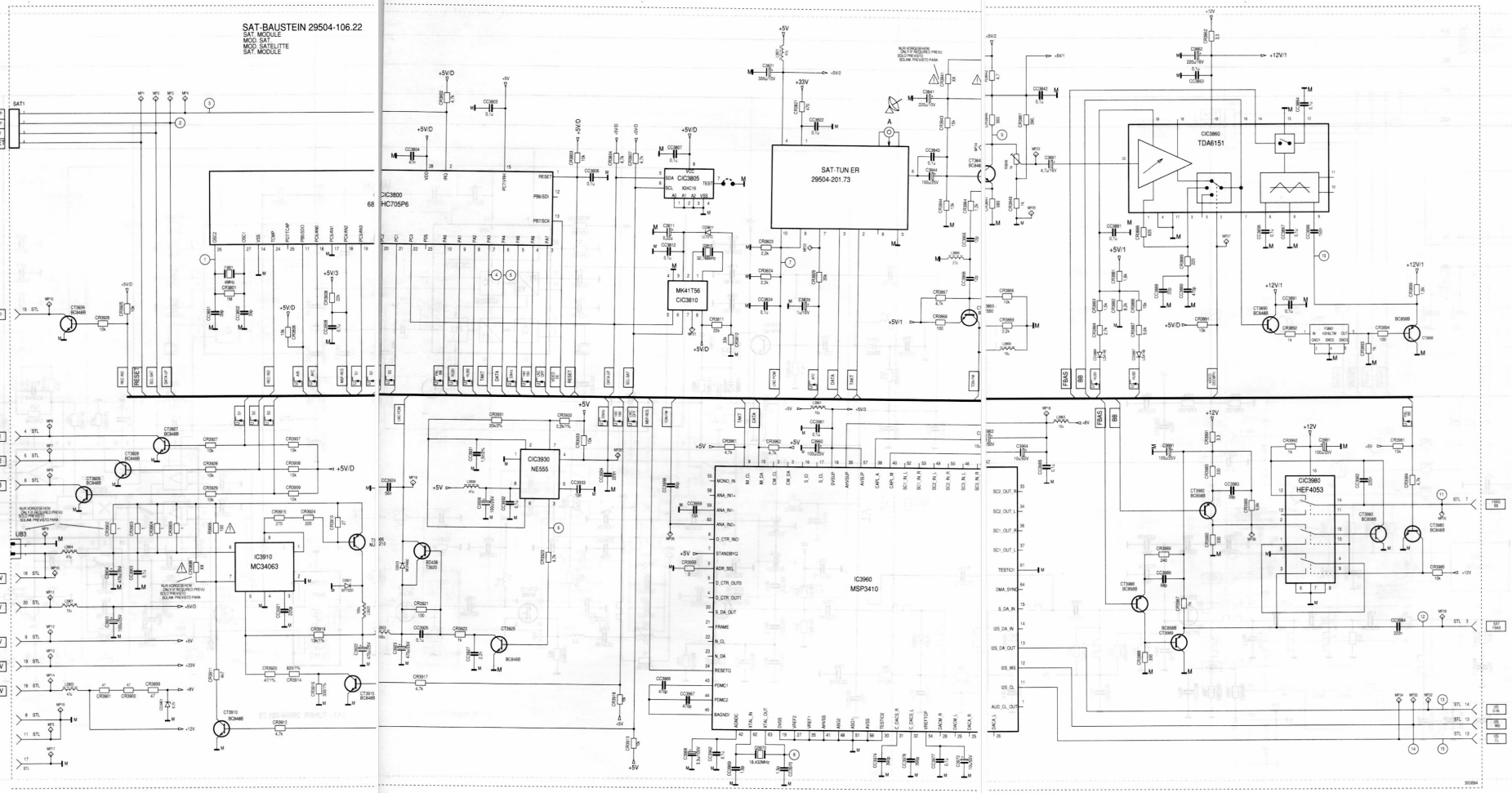

SAT Baustein / SAT Module

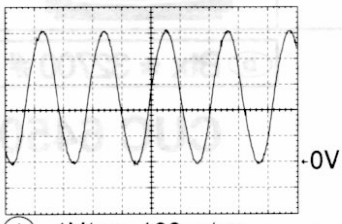

1 1V/cm, 100µs/cm

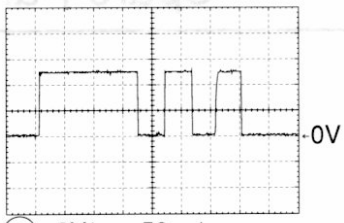

2 2V/cm, 50µs/cm

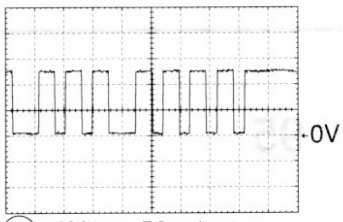

3 2V/cm, 50µs/cm

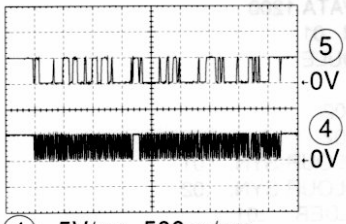

4 5V/cm, 500µs/cm
5 5V/cm, 500µs/cm

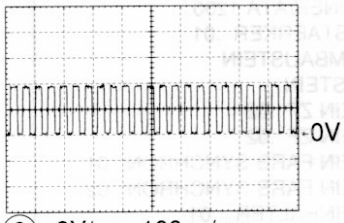

6 2V/cm, 100µs/cm

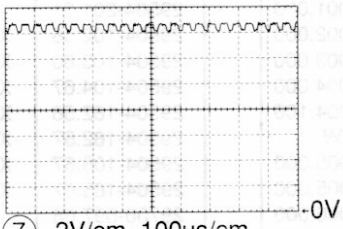

7 2V/cm, 100µs/cm

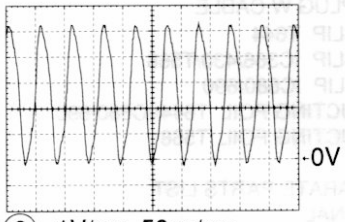

8 1V/cm, 50ns/cm

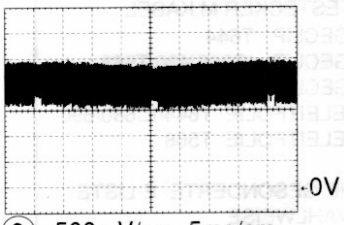

9 500mV/cm, 5ms/cm

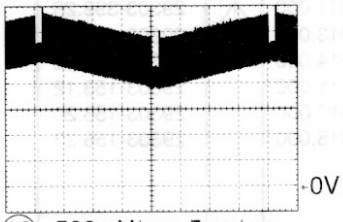

10 500mV/cm, 5ms/cm

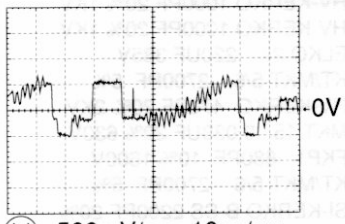

11 500mV/cm, 10µs/cm

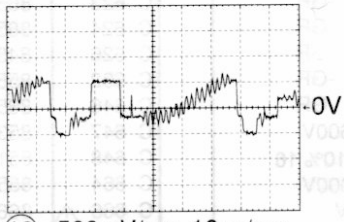

12 500mV/cm, 10µs/cm

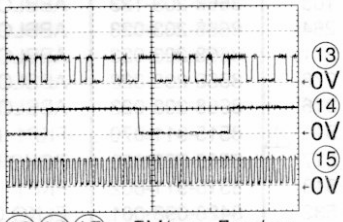

13 14 15 5V/cm, 5µs/cm

GRUNDIG Ersatzteilliste Spare Parts List

TV

(D) Btx * 32700 #

7 / 95

CUC 6450

SACH-NR. / PART NO.: 29701-095.01/02

POS. NR. POS. NO.	ABB. NR. FIG. NO.	SACHNUMMER PART NUMBER	ANZ. QUA.	BEZEICHNUNG (D)	DESCRIPTION (GB)
0001.000		29504-201.21		CHIP-TUNER/ATA 1200	CHIP TUNER/ATA 1200
0002.000		29504-102.56	X	ZF-VERSTAERKER .01	IF AMPLIFIER .01
0003.000		29504-103.80	X	ABSTIMMBAUSTEIN	TUNING MODULE
0004.000		29504-104.67	X	NF-BAUSTEIN	AF MODULE
0004.100		29504-162.56	X	BAUSTEIN ZF .02	IF MODULE .02
WW.		29504-162.57	X	BAUSTEIN ZF .02	IF MODULE .02
0005.000		29504-105.67	X	BAUSTEIN FARB-SYNCHRON .01	MODULE COLOUR-SYN. .01
0005.000		29504-165.67	X	BAUSTEIN FARB-SYNCHRON .02	MODULE COLOUR-SYN. .02
0006.000		29700-597.06		BAUSTEINHALTER .01	MODULE HOLDER .01
0006.000		29700-597.07		BAUSTEINHALTER .02	MODULE HOLDER .02
0007.000		29700-608.02		BUCHSENABDECKUNG	SOCKET COVER
0008.000		29303-119.06		PERIBUCHSE SW	PERI SOCKET BLACK
0009.000		29303-119.10		PERIBUCHSE BL .01	PERI SOCKET BLUE .01
0009.100		29303-119.35		PERIBUCHSE OR .02	PERI SOCKET OR .02
0010.000	⚠	29703-291.22		NETZSCHALTER	POWER SWITCH
WW.	⚠	29703-291.32		NETZSCHALTER	POWER SWITCH
0011.000	⚠	29303-399.26		GERAETESTECKER M.KABEL	APPLIANCE PLUG W.CABLE
0013.000		29303-153.16		MONTAGECLIP T644	MOUNTING CLIP T644
0014.000		29303-153.02		MONTAGECLIP IC366/430/T568	MOUNTING CLIP IC366/430/T568
0015.000		29303-153.12		MONTAGECLIP IC680/690	ASSEMBLY CLIP IC680/690
0017.000		29303-156.20		WAERMELEITFOLIE T644/IC680/690	HEAT CONDUCTING FOIL T644/IC680/690
0018.000		29303-156.23		WAERMELEITFOLIE T568	HEAT CONDUCTING FOIL T568
				X = SIEHE GESONDERTE E-LISTE WW. = WAHLWEISE	X = SEE SEPARATE PARTS LIST WW. = OPTIONAL

POS. NR. POS. NO.	SACHNUMMER PART NUMBER	BEZEICHNUNG (D) DESCRIPTION (GB)
C 103	8668-203-123	ABBLOCK-C 0,1 UF -GR
C 264	8668-203-023	ABBLOCK-C 0,1 UF -GR
C 271	8668-203-023	ABBLOCK-C 0,1 UF -GR
C 276	8668-203-023	ABBLOCK-C 0,1 UF -GR
C 316	8668-203-023	ABBLOCK-C 0,1 UF -GR
C 511 ⚠	8515-911-070	FKP1 6800PF 3,5% 1600V
C 517	8515-722-120	FOKO KF #28 0,68UF 10% 16
C 518	8515-911-602	FKP1 142PF 2,5% 2000V
C 532	8426-098-061	ELKO CB 4,7UF 350V
C 541	8555-268-255	MKT 5/5 0,018UF 5%
C 542	8555-268-255	MKT 5/5 0,018UF 5%
C 551	8650-067-046	HV-KERKO 100PF 20% 1KV
C 556	8650-067-046	HV-KERKO 100PF 20% 1KV
C 574	8515-722-231	KF 22 0,26 UF 5% 160V
C 598	8426-098-077	ELKO CB 22UF 350V
C 601 ⚠	8511-793-020	MP 3 0,1 UF 20% 250VW RM
C 602 ⚠	8511-793-020	MP 3 0,1 UF 20% 250VW RM
C 603 ⚠	8660-098-234	SI-KERKO B-SS 1000PF 20%
C 604 ⚠	8660-098-234	SI-KERKO B-SS 1000PF 20%
C 609	8563-732-425	KF 25 0,1 UF 20% 250VW
C 621	8650-081-125	HV-KERKO 1000PF 20% 1KV
C 622	8650-081-125	HV-KERKO 1000PF 20% 1KV

POS. NR. POS. NO.	SACHNUMMER PART NUMBER	BEZEICHNUNG (D) DESCRIPTION (GB)
C 623	8650-081-125	HV-KERKO 1000PF 20% 1KV
C 624	8650-081-125	HV-KERKO 1000PF 20% 1KV
C 626	8451-997-119	ELKO 22 220UF 385V
C 632	8555-269-035	KT/MKT 5/6 2700PF 5%
C 646	8650-067-486	HV-KERKO 470PF 20% 2KV
C 647	8531-510-687	MKT 15 0,033UF 20% 630V
C 648	8515-911-045	FKP1 680PF 10% 1600V
C 664	8555-269-035	KT/MKT 5/6 2700PF 5%
C 666 ⚠	8660-098-238	SI-KERKO B-SS 2200PF 20%
C 672	8451-997-090	ELKO 4 100UF 250V
C 674	8650-081-129	HV-KERKO 1500PF +50-20%
C 677	8650-067-046	HV-KERKO 100PF 20% 1KV
C 686	8650-067-046	HV-KERKO 100PF 20% 1KV
C 688	8650-067-046	HV-KERKO 100PF 20% 1KV
C 912	8668-203-023	ABBLOCK-C 0,1 UF -GR
C 914	8668-203-001	ABBLOCK-C 0,01 UF -GR
C 922	8668-203-023	ABBLOCK-C 0,1 UF -GR
C 924	8668-203-023	ABBLOCK-C 0,1 UF -GR
D 111	8305-306-001	IC ZTK 33 B DPD ITT
D 261	8309-215-006	DIODE 1 N 4001 -GA
D 431	8309-720-510	Z DIODE 51 C 0,5W

POS. NR. / POS. NO.	SACHNUMMER / PART NUMBER	BEZEICHNUNG (D) / DESCRIPTION (GB)
D 432	8309-215-045	DIODE 1N4148
D 437	8309-215-104	DIODE 1 N 4002 -GA
D 504	8309-214-010	DIODE TD129 <<<
D 532	8309-215-020	DIODE 1 N 4004 -GA
D 548	8309-200-021	DIODE BAV21 ITT/TFK
D 551	8309-516-283	DIODE BYV 28-200 RA 12,5/
D 556	8309-516-283	DIODE BYV 28-200 RA 12,5/
D 572	8309-201-005	DIODE BA157
D 598 ⚠	8309-204-268	DIODE BYV 16 TFK/BYV 96E/
D 620	8308-560-384	GLR.SKB380C1500 L5B SEM/C
D 641	8309-516-754	DIODE BYT53B TFK/ EGP10B
D 647	8309-516-854	DIODE BYT 54 M
D 648	8309-516-854	DIODE BYT 54 M
D 653	8309-516-754	DIODE BYT53B TFK/ EGP10B
D 661	8309-516-754	DIODE BYT53B TFK/ EGP10B
D 671 ⚠	8309-517-178	DIODE BYW 178/SK 3 G D08/
D 674 ⚠	8309-820-420	DIODE MUR 420
D 677 ⚠	8309-820-420	DIODE MUR 420
D 686 ⚠	8309-820-420	DIODE MUR 420
D 688	8309-517-172	DIODE BYW 172 D/SK 3 G F0
D 692	8309-215-006	DIODE 1 N 4001 -GA
D 694	8309-720-082	Z DIODE 8,2 C 0,5W
D 951	8309-215-045	DIODE 1N4148
D 981	8309-215-045	DIODE 1N4148
IC 102	8305-602-405	IC X 24 C 04 XICOR
IC 260	8305-332-820	IC TDA 2822 M SGS
IC 366	8305-337-262	IC TDA 7262 SGS
IC 430	8305-338-350	IC TDA 8350 Q
IC 631	8305-354-605	IC TDA 4605/3
IC 680	8305-204-455	IC TDA 8137 SGS
IC 690	8305-204-317	IC LM 317 T NSC/MOT/
IC 900	8305-433-440	IC MSP 3440-15
IC 980	8305-365-114	IC TEA 5114 A THO
L 112	8140-505-247	DR A AX-GA 8,2UH
L 113	8140-526-534	DR AX 0411-GA 10UH
L 114	8140-525-714	DR AX 0411-GA 4,7UH
L 511	09246-850.51	ZB-SPULE (90) COLOR
L 512	8104-982-056	FERRITPERLE HF 70 BTL
L 520	29203-115.95	LINEARITAETSREGLER (90)
L 554	8140-505-259	DR A AX-GA 27UH
L 577	8140-505-249	DR A AX-GA 10UH
L 601 ⚠	29500-812.97	FUNKENTSTOERDROSSEL
L 648	8104-982-057	FERRITPERLE-GA 3,6UH
L 653	8104-982-058	FERRITPERLE-GA 1,7UH
L 671	8104-982-001	FERRITPERLE-GA
L 674	8104-982-001	FERRITPERLE-GA
L 678	8104-982-001	FERRITPERLE-GA
L 687	8104-982-056	FERRITPERLE HF 70 BTL
L 689	8104-982-014	DAEMPFUNGSPERLE
L 901	8140-505-249	DR A AX-GA 10UH
L 907	8140-505-253	DR A AX-GA 15UH
L 908	8140-526-534	DR AX 0411-GA 10UH
Q 916	8382-439-185	QUARZ 18,432 MHZ
S601	29703 291 22	INTER SECTEUR

POS. NR. / POS. NO.	SACHNUMMER / PART NUMBER	BEZEICHNUNG (D) / DESCRIPTION (GB)
R 111	8705-370-099	MOW LI 0922 12 KOHM 5%
R 262 ⚠	8700-329-027	KSW LI 0207-NB 12 OHM
R 431 ⚠	8701-121-025	KSW SI B LI 10 OHM 5%
R 436 ⚠	8766-357-059	MSW LI 0414 270 OHM 5%
R 502	8705-328-993	MOW LI 0411 0,51 OHM 10%
R 504	8705-329-070	MOW LI 0411 150 OHM 10%
R 506 ⚠	8701-118-033	KSW SI B 22 OHM 5% -GA
R 511	8705-279-077	MOW AX 0922-GA 1,5 KOHM
R 520 ⚠	8705-221-271	MOW AX 0411 820 OHM 10%
R 525 ⚠	8735-003-201	DRW 0,75W 1 OHM 10% BWF23
R 551 ⚠	8705-227-019	MOW AX 0411-GA 5,6 OHM
R 554 ⚠	8700-329-009	KSW LI 0207-NE 2,2 OHM
R 577	8705-329-221	MOW LI 0411 6,8 OHM 10%
R 598 ⚠	8705-329-025	MOW LI 0411 10 OHM 5%
R 600 ⚠	8765-049-157	MSW AX 0414-GA 3,3 MOHM
R 608 ⚠	8311-200-010	DUO-PTC
R 623	8311-400-125	VDR SD/1 250V -GR
R 624 ⚠	8766-349-161	MSW LI 0414 4,7 MOHM
R 627 ⚠	8766-349-161	MSW LI 0414 4,7 MOHM
R 654	8790-050-037	ESTR.SK10-A 1,5 KOHM LIN
R 664	8705-369-043	MOW LI 0617 56 OHM 5%
R 672	8705-329-321	MOW LI 0411 100 KOHM 10%
R 978 ⚠	8700-329-013	KSW LI 0207-NB 3,3 OHM
R 992 ⚠	8700-329-013	KSW LI 0207-NB 3,3 OHM
SI 601 ⚠	8315-621-027	LOET-SI.-GR 2,5 A/T
SI 624 ⚠	8315-619-028	LOET-SI.-GR 1,6 A/T
SI 677 ⚠	8315-620-225	LOET-SI.-GR 2 A/T
SI 686 ⚠	8315-618-200	LOET-SI.-GR 1 A/T
SI 688 ⚠	8315-620-225	LOET-SI.-GR 2 A/T
T 107	8303-207-548	TRANS.BC 548 C
T 505	8303-285-637	TRANS.BC 637
T 531	8303-401-299	TRANS.S 298 T TFK/PBF 259
T 540	8303-205-548	TRANS.BC 548 B
T 568	8302-260-509	TRANS.BU 508 D ON4152
T 644	8302-805-040	TRANS.IRF BC 40 IOR
T 680	8303-205-548	TRANS.BC 548 B
T 695	8303-205-548	TRANS.BC 548 B
T 926	8303-207-548	TRANS.BC 548 C
T 928	8303-207-548	TRANS.BC 548 C
T 929	8303-207-548	TRANS.BC 548 C
T 931	8303-207-548	TRANS.BC 548 C
T 932	8303-201-548	TRANS.BC 548
T 933	8303-207-558	TRANS.BC 558 C
T 986	8303-203-558	TRANS.BC 558 A
T 988	8303-201-548	TRANS.BC 548
T 989	8303-205-558	TRANS.BC 558 B
T 992	8303-201-548	TRANS.BC 548
TR 501 ⚠	09246-865.04	TRAFO TREIBER
TR 526 ⚠	29201-031.60	TRAFO DIODEN-SPLIT KPL
TR 651 ⚠	29201-421.97	TRAFO SPERRWANDLER KPL

Es gelten die Vorschriften und Sicherheitshinweise gemäß dem Service Manual "Sicherheit", Sach-Nummer 72010-800.00, sowie zusätzlich die eventuell abweichenden, landesspezifischen Vorschriften!

⚠ (!)

The regulations and safety instructions shall be valid as provided by the "Safety" Service Manual, part number 72010-800.00, as well as the respective national deviations.

GRUNDIG

Ersatzteilliste
Spare Parts List

TV

D Btx * 32700 #

7 / 95

E 55-700 TOP/LOG TV-MAX
E 55-700/9 TOP/LOG TV-MAX

SACH-NR. / PART NO.: 9.21381-0175 BESTELL-NR. / ORDER NO.: G.CB 3575 COSMOS-SCHWARZ/COSMOS-BLACK
SACH-NR. / PART NO.: 9.21381-0275 BESTELL-NR. / ORDER NO.: G.CB 4575 COSMOS-SCHWARZ/COSMOS-BLACK

POS. NR. POS. NO.	ABB. NR. FIG. NO.	SACHNUMMER PART NUMBER	ANZ. QUA.	BEZEICHNUNG (D)	DESCRIPTION (GB)
0001.000		29625-726.02		GEHAEUSEVORDERTEIL DRUCK	CABINET RONT COMP.
0001.100		29602-603.51		GRUNDIG-EMBLEM	GRUNDIG EMBLEM
0001.200		29633-640.01		IR-FENSTER DRUCK KPL.	IR-WINDOW COMP. CPL.
0012.000		29631-933.02		RUECKWAND M.GITTER OFB	REAR PANEL
0012.100		29631-919.01	2	RUECKWANDHALTER	REAR PANEL
0013.000		29617-986.14		AUFKLEBER TYPE .01	ADHESIVE LABEL;STICKER .01
0013.000		29617-987.14		AUFKLEBER TYPE .02	ADHESIVE LABEL;STICKER .02
0014.000		29628-801.01	2	CHASSISBEFESTIGUNG	CHASSIS FASTENING
		29656-003.74		MONTAGE-ZUBEHOER F.BILDROHR	MOUNTING ACCESSORIES FOR CRT
				KEIN E-TEIL	NO SPARE PART
0021.000		29607-217.01	4	SPULENKLAMMER	COIL CLIP
WW.		29607-218.01	4	SPULENKLAMMER	COIL CLIP
0024.000	⚠	09246-193.31		ENTMAGNETISIERUNGSSPULE	DEGAUSSING COIL
WW.	⚠	09246-193.71		ENTMAGNETISIERUNGSSPULE	DEGAUSSING COIL
0025.000	⚠	8300-020-534		BILDR.A 51 JSW 90X03 ORI	PICT.TUBE A 51 JSW 90X03
WW.	⚠	8300-020-532		BILDR.A 51 EAM 31X01 PHI	PICT.TUBE A 51 EAM 31X01
WW.	⚠	8300-020-533		BILDR.A 51 JAR 43X01 (MW)	PICT.TUBE A 51 JAR 43X01
0026.000	⚠	29201-360.01		ANODENKAPPE M. HOCHSPG.-KABEL	C.R.T. SOCKET
0030.000		29501-082.01		BEDIENEINHEIT	CONTROL UNIT
0030.100		29703-386.01		POTI-MOTOR	POTI-MOTOR
0030.200		29703-357.01	2	TASTSCHALTER BEDIENTEIL	TACT SWITCH
0030.300		29303-390.28		KOPFHOERERBUCHSE STEREO	EAR PHONE SOCKET
0033.000		29628-810.01		BASS-BOX KPL	BASS-BOX CPL.
0033.100		19154-031.03		LAUTSPRECHER TIEFTON BASS-BOX	LOUDSPEAKER WOOFER
0035.000		29305-008.30		CINCHBUCHSENPLATTE	CINCH SOCKET BOARD
0035.100		29303-168.05		CINCHBUCHSE 3-FACH	CINCH SOCKET
0035.200		29303-168.47		CINCHBUCHSE 2-FACH	CINCH SOCKET
0036.000		29628-811.02		SOUNDROHR KPL	SOUND TUBE CPL.
0036.100		19115-010.03	2	HOCHTONFOLIENKALOTTE	TWEETER FOIL DOME
0036.200		19144-112.61	2	LAUTSPRECHER MITTELTON	LOUDSPEAKER - MIDRANGE
0036.300		29628-804.02	2	LS-GITTER ROHR OFB	LS-GRILLE
0036.400		29628-805.01		ZUSATZTEIL F.LS-MONTAGE	SUPPLEMENTARY
0036.500		29631-917.02		ABDECKUNG RECHTS OFB	COVER
0036.600		29631-918.02		ABDECKUNG LINKS OFB	COVER
0045.000		29501-640.01		TASTENSATZ	KEY SET
0046.000		29501-641.01		DREHKNOPF	ROTARY KNOB
0047.000		29633-681.01		BUCHSENABDECKUNG	SOCKET COVER
0048.000	⚠	8290-991-316		NETZKABEL KPL	POWER CABLE CPL GWN9.22
0049.000		29633-678.01		NETZTASTE	POWER KEY
0050.000		29642-059.06		TELEPILOT TP 720	REMOTE CONTROL TP 720
		29305-122.03	X	BILDROHRPLATTE	PICTURE TUBE BOARD
		21381-941.01		BEDIENUNGSANLEITUNG .01	INSTRUCTIONS MANUAL .01
		21381-941.02		BEDIENUNGSANLEITUNG .02	INSTRUCTIONS MANUAL .02
		72010-017.50		SERVICE MANUAL	SERVICE MANUAL
		29701-095.01	X	CHASSIS-FS-STEREO .01	CHASSIS-TV-STEREO .01
				CUC 6450	CUC 6450
				KEIN E-TEIL	NO SPARE PART
		29701-095.02	X	CHASSIS-FS-STEREO .02	CHASSIS-TV-STEREO .02
				CUC 6450	CUC 6450
				KEIN E-TEIL	NO SPARE PART
				X = SIEHE GESONDERTE E-LISTE	X = SEE SEPARATE PARTS LIST
				WW. = WAHLWEISE	WW. = OPTIONAL

POS. NR. / POS. NO.	SACHNUMMER / PART NUMBER	BEZEICHNUNG (D) / DESCRIPTION (GB)
C41006	8668-203-023	ABBLOCK-C 0,1 UF -GR
D81503	8309-215-045	DIODE 1 N 4148
D81506	8309-215-045	DIODE 1 N 4148
D81507	8309-215-045	DIODE 1 N 4148
D81508	8309-215-045	DIODE 1 N 4148
IC84001	8305-367-530	IC TFMS 5300

POS. NR. / POS. NO.	SACHNUMMER / PART NUMBER	BEZEICHNUNG (D) / DESCRIPTION (GB)
L41001	8140-526-060	DR AX 0309-GA 100UH
L41002	8140-526-060	DR AX 0309-GA 100UH
T81503	8303-284-369	TRANS.BC 369
T81506	8303-284-369	TRANS.BC 369
T81507	8303-287-368	TRANS.BC 368
T81508	8303-287-368	TRANS.BC 368

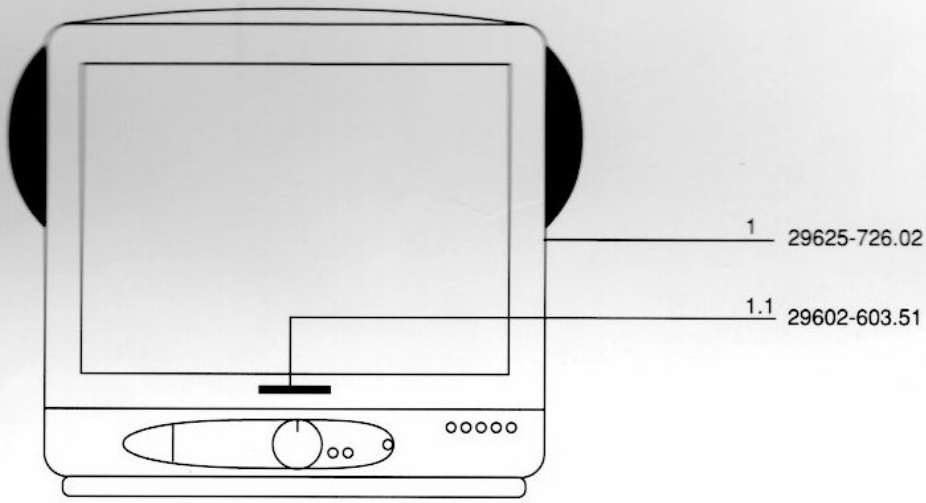

Es gelten die Vorschriften und Sicherheitshinweise gemäß dem Service Manual "Sicherheit", Sach-Nummer 72010-800.00, sowie zusätzlich die eventuell abweichenden, landesspezifischen Vorschriften!

The regulations and safety instructions shall be valid as provided by the "Safety" Service Manual, part number 72010-800.00, as well as the respective national deviations.